

# West Plains District

EXTENSION NEWSLETTER



## Inside this Issue

### 2 UPCOMING DATES TO KNOW

### 3 AT HOME WITH CAROL ANN

- FROM THE DESK OF THE DIRECTOR

### 4 PLANTING THE PLAINS WITH ANTHONY

- SUMMER GRUB CONTROL
- IT'S NOT ALL DISEASE: TOMATOES AND THE ENVIRONMENT

### 6 JOYFUL LIVING WITH JENNIFER

- COOL AS A CUCUMBER
- WONDERFUL WORLD OF WATERMELON

### 8 TOPICS FROM THE TURNROW WITH RENEE

- REMINDERS FOR CORN PLANT ANALYSIS
- TRACTOR SAFETY & WHEAT SHOW REMINDERS
- KSU WEED SCIENCE FIELD DAY: JULY 13TH

### 10 4-H DISTRICT ROUNDUP WITH JANET

- FAIR TIME
- BARNYARD OLYMPICS

### 11 EVENT ROUNDUP

- SUMMER PROGRAMS
- AIE PROGRAM
- SENIOR RECOGNITION

### 15 HAPPENINGS

- FINNEY COUNTY AND SCOTT COUNTY FAIR SCHEDULES
- KANSAS STATE FAIR SCHEDULE
- KJLS SCHEDULE

### 19 CLUB REPORTS

- FINNEY COUNTY

### 20 EXTENSION MASTER GARDENER

- 2022 REGISTRATION INFORMATION

WEST PLAINS DISTRICT  
OFFICE HOURS  
MONDAY - FRIDAY  
8 AM - 5 PM

LUNCH HOURS EXCLUDED AND SUBJECT TO CHANGE

#### FINNEY

☎ 620-272-3670

ANTHONY REARDON  
JENNIFER LASALLE  
RENEE TUTTLE  
TABITHA WHITTEN

#### SCOTT

☎ 620-872-2930

CAROL ANN CROUCH  
JANET HARKNESS  
COZETTA O'DEA  
KAY HARKNESS

# WEST PLAINS DISTRICT



## DATES TO KNOW: JULY 2022


- **July 4th:** West Plains Extension District Offices Closed in Observance of Independence Day
- **July 5th:** KSU Weed Science Field Day Entries Due.
- **July 6th:** K-State Garden Hour Webinar: Growing Culinary Mushrooms at Home. 12:00pm.
- **July 6th:** 4-H Pumpkin Project Lesson and Maintenance. Finney County Extension Office. 6:00pm-8:00pm.
- **July 6th:** 4-H Untamed Veggie Garden Lesson and Maintenance. Finney County Extension Office. 6:00pm-8:00pm.
- **July 6th:** 2022 Market Wheat Show Entries Due. Scott County. West Plains Extension Office.
- **July 11th:** 2022 Market Wheat Show Entries Due. Finney County. West Plains Extension Office.
- **July 11th-16th:** Scott County Free Fair. Scott County Fairgrounds.
- **July 13th:** KSU Weed Science Field Day. Ashland Bottom Research Center. 3:30pm-8:30pm.
- **July 18th-24th:** Finney County Fair. Finney County Fairgrounds.
- **July 28th:** Finney County Fair Carcass Show. GCCC Meats Lab. 6:00pm
- **July 28th:** 4-H Pumpkin Project Lesson and Maintenance. Finney County Extension Office. 6:00pm-8:00pm.
- **July 28th:** 4-H Untamed Veggie Garden Lesson and Maintenance. Finney County Extension Office. 6:00pm-8:00pm.

## DATES TO KNOW: AUGUST 2022

- **August 3rd:** K-State Garden Hour Webinar: Landscaping for Wildlife. 12:00pm
- **August 4th:** 4-H Wheat Expo
- **August 11th:** 4-H Pumpkin Project Lesson and Maintenance. Finney County Extension Office. 6:00pm-8:00pm.
- **August 11th:** 4-H Untamed Veggie Garden Lesson, Maintenance, and Harvest. FiCo Ext Office. 6:00pm-8:00pm.
- **August 25th:** 4-H Pumpkin Project Lesson and Maintenance. Finney County Extension Office. 6:00pm-8:00pm.
- **August 25th:** 4-H Untamed Veggie Garden Lesson, Maintenance, and Harvest. FiCo Ext Office. 6:00pm-8:00pm.

## DATES TO KNOW: SEPTEMBER 2022

- **September 1st:** Extension Master Gardener 2022 Classes Begin
- **September 5th:** West Plains Extension District Offices Closed in Observance of Labor Day
- **September 7th:** K-State Garden Hour Webinar: Recommended Trees for Kansas. 12:00pm
- **September 8th:** Kansas State Fair 4-H Static Exhibit Check-In
- **September 8th:** 4-H Pumpkin Project Lesson and Maintenance. Finney County Extension Office. 6:00pm-8:00pm.
- **September 8th:** 4-H Untamed Veggie Garden Lesson. Finney County Extension Office. 6:00pm-8:00pm.
- **September 9th-18th:** Kansas State Fair. Kansas State Fairgrounds.
- **September 22nd:** 4-H Pumpkin Project Lesson and Maintenance. Finney County Extension Office. 6:00pm-8:00pm.
- **September 22nd:** 4-H Untamed Veggie Garden Lesson, Maintenance, and Harvest. FiCo Ext Office. 6:00pm-8:00pm.
- **September 30th-October 2nd:** Kansas Junior Livestock Show. Kansas State Fairgrounds.



**West Plains Extension Offices will have varying hours and availability in July due to County Fairs. Our next full newsletter can be expected September 2022.**

K-State Research and Extension is committed to providing equal opportunity for participation in all programs, services and activities. Accommodations for persons with disabilities may be requested by contacting the event contact two weeks prior to the start of the event at 620-272-3670. Requests received after the two week prior limit will be honored when it is feasible to do so.





## FROM THE DESK OF THE *Director*



Hello to our friends in the West Plains Extension District!

It is July which is a great month for us in the district. Both Finney County and Scott County 4-Her's will be showcasing their many talents and livestock projects. **The Scott County Fair kicks off July 9th with the fair parade followed by 8 days of activities. You can get a full schedule at [scottcofreefair.com](http://scottcofreefair.com).** There will be some great activities including **Lawn Mower Races, Roping, free concerts, Kid's Pedal tractor Pull, KPRA Rodeo, and so many more.**

We would also invite you to the Public Fashion Revue, our livestock shows, and the Grand Drive where the judge will select the breed Champions and Reserve Champions. **Check out the link or call the Scott County Free Fair at 620-214-3224.**

The Finney County Fair will have many of the same 4-H events that include a public fashion show, livestock shows, and activities, but they will also showcase a tractor pull, turtle races, concerts, and a craft fair. **Finney County Fair starts Wednesday July 20th and runs through Saturday, July 23rd. A full schedule can be found at [www.visitgck.com/things-to-do/finney-county-fair](http://www.visitgck.com/things-to-do/finney-county-fair).**

I really encourage everyone to come out to the fairs. They are great events that do even greater things, they empower youth. If you have questions on entering your own projects in the fair, don't hesitate to give us a call. **See ya at the County Fair!!!**

*Carol Ann*

### HOW TO MAINTAIN A HEALTHY YOU!

Presented by K-State Research and Extension,  
Immunize Kansas Coalition, and local partners.



**Get Regular  
Dental Check-  
Ups!**



**Stay Current  
on  
Vaccinations!**



**Follow Public  
Safety  
Precautions!**



Supported by a grant from the Immunize Kansas Coalition (IKC). K-State Research and Extension is an equal opportunity provider and employer.



### ¡Cómo Mantener Una Vida Saludable!

Presentado por K-State Research and Extension,  
Immunize Kansas Coalition, y socios locales.



**¡Hágase revisiones  
dentales  
periódicas!**



**¡Manténgase  
al día con las  
vacunas!**



**¡Siga las  
precauciones de  
seguridad pública!**



Con el apoyo de una subvención de Immunize Kansas Coalition (IKC). K-State Research and Extension es un proveedor y empleador que ofrece igualdad de oportunidades.







ANTHONY  
REARDON

AGENT  
HORTICULTURE  
ANTHON3@KSU.EDU



# SUMMER GRUB CONTROL



**A showy lawn can often be seen as the calling card for a well-kept home.** The grass is green, mown, and uniform? That person must really have their ducks aligned. They must know exactly what they want from life, and how to go about seizing it. But what happens when your showy calling card abruptly begins to decline? **Suddenly, there are dead patches of grass that pull up easily from the ground.** Wildlife is more rampant in your yard, digging holes across your prized grass. Out of nowhere, your lawn feels spongy rather than lush and full. **Likely, your lawn has begun to fall victim to grubs. And luckily, there are ways to help.**

**Grubs, as they are monikered, actually entail the larval stages of several different types of beetles.** In Kansas, the two most prominent grubs that you will encounter are those of the **Southern Masked Chafer and the May Beetle –also known as the June Bug.** These two insects entail the majority of grub damage that you will encounter in your lawn, and **it is important to note this as their life stages will dictate when you need to be considering treatment.** Where the Southern Masked Chafer lives its full life cycle in one year, the May Beetle lives its cycle through three years, with its second year being the most damaging.

Regardless of the fact the **May Beetles live longer,** it is actually the **Southern Masked Chafer that is more destructive.** These insects are rapid multipliers. And given that they live and die within a year, they do so quickly. Thus, the sheer numbers to infest a lawn when these are present are likely to do more damage. Though they do resemble each other as adults, the Southern Masked Chafer will appear smaller in beetle form than the May Beetle.

Many of the signs of grub infestation are those previously alluded to. Patches of turf will begin to die off as larvae eat through the roots of the plants. Usually, this will leave one able to literally roll turf patches back from the ground with ease. As more **larvae fill an area, wildlife will be enticed to the location to come and dig for an easy meal** –further damaging the turf. And even absent of wildlife damage, the lawn will begin to lose the density and fullness that is expected of it –replaced instead with a sponge-like ground that sinks when walked on.



**The beginning of July is a good time to plan on adding a preventative grub control to your lawn, as damage will begin to show around the end of July into August.** Preventatives are utilized when you know for a fact your lawn either currently has grub issues, or has had issues in previous years. **Traditional grub insecticides such as Dylox or carbaryl (Sevin) are normally applied in late July after grubs are present,** or as a rescue treatment once damage is seen.

**Products that contain Merit (imidacloprid) are considered grub preventers.** Contrary to the name, these products do not prevent grubs, but rather kill grubs when they are small, long before damage occurs. Merit is safer to use around pets and humans than traditional grub killers. **Merit can be found in BioAdvanced Season-Long Grub Control, Bonide Grub Beater, Gordon's Grub No-More and Hi-Yield Grub Free Zone II and III.**

**Another grub preventing product, GrubEx, has the active ingredient chlorantraniliprole.** Optimally, this is a product that should be applied in April or May for a once-a-year overall grub treatment. However, applications through June should still be effective. This product is very effective, though it is less water soluble than imidacloprid.

**It is important to note and remember that all grub products need a thorough watering in soon after application.** This should be done with a minimal one inch of water to ensure thorough spread through the soil profile and should optimally happen with 24 hours of application. Otherwise, your product will lose effectiveness the longer it sits and waits. Timed effectively and treated actively, your showy lawn will stay just that.



# IT'S NOT ALL DISEASE: TOMATOES AND THE ENVIROMENT



With the year's tomato gardens now in the ground and growing, there may be some looming issues on your mind if you have had problems with your plants in the past. **Tomatoes are one of the most popular vegetables to grow**, and with them comes a plethora of concerns that may arise. **Why are the ends of your fruit sunken and rotten? Why is the fruit cracking? Why are the tomatoes never reaching full ripeness?** Often the answer to these questions is not, in fact, a disease, but **simply the environment surrounding the plants. Let's take a look at some of the more common ones.**

**Sunken, browned, ends on tomatoes typically indicate a condition known as blossom-end rot.** Though normally known as a tomato condition, you can actually watch this occur on squash, peppers, and melons, and the cause is always the same –a lack of calcium. **Conducting a soil test to know the exact nutrients available in your garden can help with alleviating this issue.** The test will not only tell you what nutrients you already have available, it will give you recommendations as to which nutrients can be supplemented for optimal growth. Keeping a regularly moist soil and changing up the tomato variety being utilized may also help with alleviating this condition.

With many tomato conditions, the **variety being utilized can directly dictate the issue that you have showing up**, as some kinds of tomatoes are just less hardy than others. **Paying attention to the plant variety and doing a little background reconnaissance before purchase can help alleviate problems in many instances.**

**Catfacing, a condition where the flesh of the tomato rolls inward on itself creating open wounds**, is another such ailment caused by the variety of the plant, and as such, the only real fix to it is selecting a different variety. If you happen to have **tomatoes that never fully ripen, or only parts of the fruit do, this is called "Yellow Shoulders."** The cause of this condition is unknown but, yet again, the solution is written in the prevention –variety selection. Many vegetable varieties simply do not perform well in general or are better adapted to other areas than this one.

If you are witnessing a **bleaching of the skin on your tomatoes, you are likely observing sunscald**, which is exactly as it sounds –a sunburn. Typically, **this will happen when the leafy canopy of the plant itself is too thin and not producing enough shade**, and the solution is looking to your overall plant health. Has your plant been receiving various amounts of water? Is it stressed out by insects? Did it get zapped by errant 2,4-D? Something has stressed your plant out, causing the lack of leaves and therefore causing the sunburn. Make your plant less stressed to fix the problem.

Another problem caused by uneven water intake, you may witness **growth cracks on your tomatoes**. These generally **resemble literal stretch marks on the skin of the tomato, in round, horizontal, circles**. As the plant uptakes too much water at once, or amounts that are more than it will typically get, **this will occur as the fruit becomes engorged too quickly.**

And then there is the very common matter of **tomato leaf curl**. **This condition is caused by general stress.** If the weather has been all over the place; if the plant has gotten too much water and is growing too fast; the branches have been over-pruned; you may see this issue arise. The good news? It just looks bad, and doesn't actually affect tomato yield.

**Be careful when caring for your tomatoes that you do not over-supplement the soil with fertilizer**, as while the plants need fertilizer to yield well, **too much nitrogen can cause your plants to yield very little**. Applying a low range nitrogen fertilizer once before planting, and three times during the growing season is the best route to go. **The larger the amount of nitrogen in the fertilizer, the more you will want it diluted.**

Much tomato care simply comes down to the environment it is growing in. So fertilize correctly, water efficiently, and choose some varieties you can rely on. Your tomato issues will be a thing of the past.







# COOL AS A CUCUMBER



JENNIFER LASALLE  
AGENT  
FAMILY AND COMMUNITY  
WELLNESS  
JLASALLE@KSU.EDU


The idiom **"Cool as a Cucumber"** is a totally factual statement. Because of their **high-water content (96% water)** cucumbers make a refreshing and delicious treat on hot summer days. **Consuming cucumbers is a great way to stay hydrated.** There are many different varieties of cucumbers. **Larger cucumbers are best for slicing.** They are long and straight with thin, non-bitter skins and seeds. **Smaller and squatter cucumbers are more suited for pickling.** They have a lighter skin and are bumpy. They are produced to have drier flesh, which allows them to soak up more of the pickling brine for processing into pickles.

Cucumbers are available all year long but are in abundance during the summer months. When **purchasing a cucumber look for ones that are slender, firm, with bright medium to dark green skin.** Avoid ones that are yellow, puffy, have sunken water-soaked areas, or are wrinkled at their tips. **Pass on ones with soft spots or cuts in the flesh.** Thin-skinned varieties are delicious as they are slendrer and more flavorful and have smaller seeds. **Store whole cucumbers in the refrigerator crisper drawer for up to a week.** Sliced cucumbers should be stored tightly in plastic wrap in the cool part of the refrigerator. Use sliced cucumbers within one or two days. **Cucumbers should not be left out at room temperature for too long, as this will cause them to wilt and become limp.**

Not only are cucumbers a great source of water for our bodies but they provide some valuable nutrients. **Cucumbers are high in Vitamin A, C and K and low in fat and carbohydrates.** They provide us with valuable antioxidant, anti-inflammatory and anti-cancer benefits. **The skins of cucumbers contain minerals, including potassium, magnesium, and calcium. One cup of sliced cucumbers contains around 15 calories.** This nutrient dense food makes it a great choice for adding more vegetables into your day. **Rinse cucumbers with water before slicing or serving.** Some cucumbers are coated with a food grade wax. This wax is added to protect the cucumber during shipping and can be easily removed. **To remove the wax, use a vegetable brush to scrub lightly under running water. Rinse clean and wipe any leftover residue away with a kitchen towel.**

Cucumbers can be prepared in many different ways. **Use them in a salad, as a sandwich topper, or dip them in hummus or your favorite dip. They are great made into a summer salsa or in chicken salad.** Add cucumber slices to your water for a refreshing thirst quencher or make a cucumber cocktail. Cucumbers can also be used as a beauty treatment. **It can help reduce swelling and puffiness of the skin, aids acne-prone skin and helps combat premature aging.** Another great reason to indulge in cucumbers. **Because of their high-water content, cucumbers do not freeze well.** Pickling is a popular way to preserve cumberes. Refer to K-State Research and Extension Rapid Response Center for guidelines on pickling cucumbers.

## WONDERFUL WORLD OF WATERMELON



Nothing says summer quite like cutting into a perfectly ripe watermelon. Its sweet juicy taste is refreshing on those hot summer days. **Watermelon is a favorite fruit among Americans and is a traditional treat on July 4th.** More than 100 different varieties of watermelons, with red, pink, orange or yellow flesh, with and without seeds, are grown. **Watermelon is 92% water and is very nutritious.** Watermelons are low in calories and sodium. **They are fat or cholesterol-free and are a great source of Vitamin A, C, lycopene and potassium.**

**When selecting a watermelon look for a symmetrical melon that is heavy for its size and has a hard-smooth rind.** Choose a melon with a firm yellowish or creamy underside; not white or pale green. It should have a dried stem and be fragrant and slightly soft at the blossom end. **Avoid melons with cracks, dark bruises, or soft spots. Thumping and shaking is not a reliable test for choosing watermelons. Melons do not sweeten after they have been removed from the vine, but will become softer and more mellow.** Uncut melons can be stored longer if kept at room temperature rather than in the refrigerator. **Store for 1 to 7 days, or if kept at 45 to 50 F, up to 2 to 3 weeks.** Cut melons must be refrigerated as they are very perishable. **Cover cut melon pieces with plastic and store for 2 to 3 days in the fruit crisper drawer of a refrigerator.**

**For best flavor, chill watermelon before eating.** Wash the dirt from the rind with water before putting it in the refrigerator. Before cutting, rinse the rind again under cold running water. **Because of their high-water content, melons are not a good candidate for canning or freezing. Drying melons is not recommended. Watermelon taste delicious in its original form, but why not try new ways to consume watermelon.** Make a watermelon smoothie, cocktail, or salad. Scoop the flesh from the rind, mix with other cold foods, then add the mixture back to the hollowed-out rind for a festive, disposable serving bowl. **Try grilling watermelon for a sweet and savory dish. Or make a fruit salsa with watermelon. On August 3, enjoy a sweet and delicious watermelon, as it is designated as National Watermelon Day.**



# SASSY SUMMER SALSA




**Americans love salsa.** We eat more of it than ketchup these days. When we think of salsa we usually think of a tomato-based sauce with hot peppers used as a dip. However, **more and more salsas are using fruit or other vegetables as the main ingredient.** The summer months provide us with many opportunities to purchase fresh fruits and vegetables. From backyard gardens to farm stands and markets seasonal fruits and vegetables are in abundance. So why not kick it up a notch and use them to make delicious summer salsa. **It is also a great way to get kids to eat fruits and vegetables.** **Some fruits used in fruit salsa are: kiwi, strawberry, watermelon, mango, peaches, berries, pineapple, and cantaloupe. Add some onion, hot peppers and cilantro and BAM! you have a flavorful and tasty treat.**

**Fruit salsa is a wonderful way to use ripe fruit.** Ripe fruit has the best flavor and when you make salsa you can remove any bruises or blemishes. **Most salsa recipes include a small amount of sweetener such as white or brown sugar, honey, fruit jelly or preserves, or syrups to draw out the juice in the fruit.** Fruit and tomatoes are not the only ingredients to make salsa. Use other vegetables such as corn, cucumbers, and squash. **Many of these recipes are designed to be served with meat, poultry, or fish.**

Be creative in making your salsa. Use this basic recipe framework to create your summer salsa.

- Fruit or vegetable base (single or mixed)
- Aromatic: garlic, onion, scallion, shallot or ginger
- Citrus juice: lemon, lime or orange
- Raw or roasted peppers: jalapeno, serrano, green chiles, sweet bells, chipotle, etc.
- Fresh herb: usually cilantro or mint.



**Still not sure where to start? Here are a few recipes to get you started.**

Resource: Iowa State University Extension and Outreach and Colorado State University Extension

## Watermelon Salsa Ingredients

- 2 cups of diced watermelon
- ½ jalapeno pepper, de-seeded and minced
- ½ cup of chopped chives
- 1 T of chopped cilantro
- 1 T of lime juice

1. Wash and dry fresh watermelon, chives, jalapeño pepper, and cilantro (if using).

2. Prepare and measure all the ingredients.

3. In a medium bowl, combine and mix all the prepared ingredients.

4. Refrigerate leftovers within 2 hours. Eat within 3 to 5 days.

**Cook's Note** Try substituting 1 mango or 1 1/2 cup of diced strawberries in for the watermelon. Try substituting 1/2 cup of minced onion in for the jalapeño pepper.

Resource: University of Nevada, Reno



## Cucumber Strawberry Salsa Ingredients

- 1 cup fresh strawberries diced
- 1 cup fresh cucumber diced
- ½ cup red onion, finely diced
- ½-1 jalapeno pepper, finely chopped (remove seeds for less heat)
- ¼ cup fresh mint, rinsed and chopped
- 1 T lime juice
- ¼ tsp. salt
- 1/8 tsp. ground black pepper

**Preparation**

1. Wash hands with soap and water.

2. Gently rub produce under cool running water.

3. Combine strawberries, cucumber, onion, pepper, and mint in a bowl. Toss with lime juice.

4. Add salt and pepper and stir. Serve with baked whole-grain chips or crackers.

**Note:** - Serving size is 2 Tablespoons. - Look for berries that are firm, bright without browned areas, and without bruises, soft spots, or mold. Store them in the refrigerator for up to 1 to 3 days. - Avoid washing strawberries until right before you eat to help shelf life.

Resource: Illinois Extension



## Corn Salsa Ingredients

- 2 cups cooked corn kernels
- ½ cup red onion, diced
- 1 cup red bell pepper, diced
- 1 cup zucchini, chopped
- ½ cup fresh cilantro leaves, chopped
- 1 lime, juiced and zested
- 2 teaspoons honey 1 teaspoon olive or vegetable
- Salt and pepper, to taste

**Directions** 1. Wash hands with soap and water.

2. To prepare produce, gently rub onion, bell pepper, zucchini, and lime under cold running water. Wash cilantro leaves under cold running water, then use a salad spinner or paper towels to take out excess moisture.

3. In a medium bowl, mix together corn, red onion, zucchini, red bell pepper, and cilantro. Stir in lime juice and zest, honey, and 1 teaspoon oil. Season to taste with salt and pepper.

Resource: K-State Walk Kansas Newsletter 2019





## REMINDERS FOR CORN PLANT ANALYSIS

Plant analysis is an excellent in-season "quality control" tool. It can be especially valuable for managing secondary micronutrients that do not have high-quality, reliable soil tests available, and for providing insight into how efficiently you are using applied nutrients.

Plant analysis can be used by farmers in two basic ways: for diagnostic purposes, and for monitoring nutrient levels at a common growth stage. Diagnostics can be done at any time and are especially valuable early in the season when corrective actions can easily be taken. Monitoring is generally done at the beginning of reproductive growth.

### General Sampling Guidelines:

- **Plants are less than 12 inches tall:** Collect the whole plant; cut the plant off at ground level.
- **Plants more than 12 inches tall and until reproductive growth begins:** Collect the top fully developed leaves (those which show leaf collars).
- **After reproductive growth starts:** Collect ear leaves (below the uppermost developing ear), samples should be collected at random from the field at silk emergence.



**RENEE TUTTLE**  
AGENT  
AGRICULTURE &  
NATURAL RESOURCES  
RSTUTTLE@KSU.EDU

## DON'T FORGET

If you participated in **Tractor Safety**, be sure to turn in your paperwork for your final certificate. You are not officially certified until all tasks have been completed. Contact Renee with any questions!

***Thank you again to our hosts,  
American Implement Garden City,  
and Vulgamore Family Farms!***



When **sampling for diagnostic purposes**, collecting specific plant parts is less important than obtaining comparison samples from good and bad areas in the field. When using plant analysis to diagnose field problems, try to take a comparison samples from both good/normal areas of the field, and problem spots. This can be done at any growth stage.

For **general monitoring or quality control purposes**, plant leaves should be collected as the plant enters reproductive growth. Sampling under stress conditions for monitoring purposes can give misleading results, and is not recommended. Stresses such as drought or saturated soils will generally limit nutrient uptake, and result in a general reduction in nutrient content in the plant.

For questions about the plant tissue testing services at the K-State Testing lab, e-mail [soiltesting@ksu.edu](mailto:soiltesting@ksu.edu) or call 785-532-7897.

## 2022 MARKET WHEAT SHOW

RETURN 5# SAMPLE AND COMPLETED CROP DATA CARD TO  
YOUR LOCAL EXTENSION OFFICE TO ENTER.



**SCOTT COUNTY DUE JULY 6TH**  
**FINNEY COUNTY DUE JULY 11TH**

QUESTIONS? CONTACT RENEE TUTTLE, WEST PLAINS EXTENSION  
AGRICULTURE AGENT, BY CALLING 620-272-3670.



# KSU Weed Science Field Day

July 13<sup>th</sup>, 2022

3:30pm – 8:30pm

THIS PROGRAM WILL PROVIDE AN OPPORTUNITY TO BROWSE EXTENSION WEED SCIENCE HERBICIDE EFFICACY TRIALS, NETWORK WITH KSU WEED SCIENCE FACULTY AND INDUSTRY REPRESENTATIVES, LEARN MORE ABOUT WEED MANAGEMENT AND NEW SPRAYER TECHNOLOGY, AND RECEIVE 1A CREDIT.

## Where:

Ashland Bottom Research Center  
2850 32<sup>nd</sup> Ave., Manhattan, KS, 66502

## Registration:

Register by July 5<sup>th</sup> at:

<https://www.eventbrite.com/e/kansas-state-university-weed-science-field-day-tickets-362568109977>

Or email Tyler Meyeres (tpmeyeres@ksu.edu)

## Presenters:

Dr. Sarah Lancaster (KSU Weed Science Extension Specialist)

Dr. Anita Dille (KSU Weed Ecologist)

Dr. Marshall Hay (Syngenta)

Zoe Schultz (Kansas Corn Commission)

Kalvin Miller (Xarvio)

Isaac Barnhart (Ph.D. Student)

Tyler Meyeres (Ph.D. Candidate)

Lily Woitaszewski (M.S. Student)

## Agenda:

3:30 TO 5:00 PM – BROWSING KSU INDUSTRY SPONSORED TRIALS (SELF-GUIDED)

5:00 to 6:00 pm – Presentations

- “Efficacy of alternative cover crop termination methods”
- “Grazed cover crops: Are we affecting their ability to suppress weeds?”
- “Impact of spray volume on residual herbicide efficacy”
- “Influence of planting date on weed management in soybeans”

6:00 to 6:45 pm – Atrazine update from Kansas Corn Commission and Syngenta

6:45 to 8:00 pm – Dinner and Industry panel

8:00 to 8:30 pm – Xarvio Sprayer technology demonstration

## Contributors and Sponsors:





## JANET HARKNESS

AGENT

4-H & YOUTH

DEVELOPEMENT

JLP27@KSU.EDU

# 4-H DISTRICT ROUNDUP

With the countdown to county fair underway, **4-H'ers are getting together their fair entries, including some very creative visual arts projects!** Fair goers will most certainly see some examples of how talented and crafty our Finney County 4-H members are.

**The visual arts project teaches artistic skills and the elements and principles of design.** 4-H members explore techniques, study art history, culture and discover their talents. **4-H'ers have the opportunity to be creative: draw, paint and work with different mediums.** Creating art through experimentation using a variety of tools and organizational strategies. The elements of design are color, value, form, line, shape, space and texture. Design principles are balance, emphasis, movement, pattern, proportion, repetition, rhythm, unity and variety.

**Visual arts is for anyone and everyone in 4-H!** Members find their spark for these different mediums and techniques at different ages, spending their 4-H careers honing these skills from Cloverbud (ages 5-6) all the way through the Senior year of 4-H (18 years old before January 1st).

**Visual arts also incorporates all of the different project areas a member may be enrolled in.** For example, create an oil painting of your favorite steer, learn how to add artwork to the cakes in your foods and nutrition project and volunteer at your local art event as a community service project in the visual arts area. The possibilities are endless!

**As with all 4-H projects, 4-H visual arts can be tied to college and career plans.** Members who are involved in visual arts and/or photography have gone on to choose careers in graphic design or marketing. Other career paths in visual arts include: auto body painting; design, production and merchandising of product lines, teaching, entrepreneurship and more!

**When you are visiting the county fair, be sure to check out all that our 4-H'ers have been up to! Check out the ribbons and awards that have been earned for their talent.**

Our members bring their visual arts projects (and more!) to pre-fair consultation judging with a judge who talks to the 4-H'er about their project, what they've learned and plans for future projects. **Consultative judging involves one-to-one communication in which the judge and 4-H member talk directly with each other.** It provides a unique opportunity for young people to learn from the experiences and knowledge of a judge. **To plan, practice, and present a finished product is to "learn by doing."**

Based upon all of these factors, the judge awards a ribbon to the project. **All 4-H projects are judged on the Danish system, whereby an exhibit or process is evaluated against a set of standards, and recognition is awarded on the degree to which the standard has been met by each 4-H member.** The standards of excellence are often printed on a judge's scorecard, and allows for the exhibit to be judged on one's own merit, and not in comparison with others in the class.

### The following ribbons apply:

**WHITE:** Fair, denotes much improvement needed. Fails to meet minimum standards.

**RED:** Good, some improvements needed. Meets minimum standards.

**BLUE:** Excellent, minor improvements needed. Exceeds minimum standards.

**PURPLE:** Superior, outstanding on all standards.

**SELECTED FOR STATE FAIR:** those projects that the judge selects for State Fair competition.

**Visual arts allows 4-H'ers to express themselves, be creative and make an impression.** It may be messy, fun, strange or unique but allows members to create with their own hand and bring their visions to life! **One thing is for sure, visual arts richly adds to "4-H is from cows to plows to wow!"**

**July 18, 2022**  **7pm Warm-Up Ring**

**BARNYARD OLYMPICS**

**Build Your Team of 5 Fair Olympians to Beat the Clock and Compete in Dare-Devil Games of 4-H Skill!**

**TEAMS TO BE MADE UP OF THE FOLLOWING:**

- 1 JUNIOR MEMBER (7-9)
- 1 INTERMEDIATE MEMBER (10-13)
- 1 SENIOR MEMBER (14-18)
- 1 ADULT (19+)
- 1 FREE CHOICE AGED MEMBER

**REGISTER WITH JANET, JLP27@KSU.EDU OR DURING CHECK-IN FOR STATIC EXHIBIT JUDGING.**

**MUST INCLUDE NAMES AND AGES OF TEAM MEMBERS.**

*-Janet* 





## EVENT ROUNDUP



The Hands Family kindly donated over \$300 of their lemonade stand earnings to the 4-H Council for a fun fair activity to be shared!



Grady Gleason and 4-H Agent Janet repainted the sign on the Finney County 4-H Building at the fairgrounds. Big kudos to them!




The Pumpkin Project is coming along! 4-H'ers worked hard on planting their pumpkins, learning about soil, and the growth cycle of the plants.



Baylee Hutcheson, Kate Rogers, and Hiyori Sugahara with chaperone Tammy Hutcheson enjoyed their time at K-State Discovery Days.



AIE Teens are teaching about agriculture through escape style learning.



Bread and Jelly Class was fun for all! Finney, Scott, Hamilton, Kearny, and Wichita Counties came together and learned about making bread and jellies.



Emerald Circle Ceremony. Eric Shapland from Scott County received Top Project Award in Photography!







# EVENT ROUNDUP




4-H STEM Lab Activities: Solar ovens with smores, strawberry DNA extraction, rockets, leaf respiration, melting gummy worms, viscosity marble races, and some cipher decoding!



AIE at "Peace, Love, & 4-H" Camp Scott. Teens used escape-style learning to teach about agriculture in the community!




2022 Finney County Fair Auction Meeting. It's starting to look like fair time!!




Aleah Eatmon and Kasen Robinson were representing West Plains 4-H at the Garden City Wind game Friday, June 24th. Kasen was the first 4-H'er to check in with Janet and got to throw out the first pitch! Aleah sung the National Anthem and did an amazing job. 4-H'ers even got to run the bases!



These 4-Hers are ready for the fair! They learned what foods are suitable for fair, baking tips, how to measure correctly, and how to showcase their food. Delicious cookies, biscuits, and muffins were made.



FCS Agent Jennifer had fun with these 4-Hers in making their quilts! Thank you to Karen Roth for all of her help. We hope to see them displayed at fair!







**Morgan Hammond**

4-H club: Sherlock Strivers


Years in 4-H: 11 years

Projects involved in: Buymanship, Cooking, Rockets, Woodworking, Arts and Crafts, Photography, Goats, and Sheep

Favorite project: "My favorite project is rockets because I like how you can be creative and it's different than every other project!"

Favorite 4-H memory: "My favorite 4-H memory is getting to be a part of so many different community service projects within my community and getting to see others' faces when you do something for them!"

Future plans: "I plan on going to Garden City Community College to get my Associates Degree, then Fort Hays to get my bachelor's degree in Biology. From there I hope to go to Wichita State University to get my Doctorate Degree in Biology to become a Physical Therapist!"



**Audrey Norquest**

4-H club: Kourageous Kids

Years in 4-H: 12 years

Projects involved in: Foods and nutrition, leadership, citizenship and visual arts

Favorite project: "My favorite project is foods and nutrition because I love to cook and bake and being in the project has given me an outlet to showcase that. The project has been a great way to challenge myself and learn new skills and techniques."

Favorite 4-H memory: "Being a camp counselor for the Heart of Kansas 4-H camp at Rock Springs."

Future plans: "I will be attending the University of Missouri to study Journalism."



**Kourtney Cole**

4-H club: Finney Flyers

Years in 4-H: 11 years


Projects involved in: Swine, photography, cooking


Favorite project: "My favorite project is showing pigs because I love being a part of something bigger than myself as well as the bond that I form with my animals."

Favorite 4-H memory: "When we used to throw people into the stock tanks outside of the show barn."

Future plans: "Attend Ottawa University to pursue a bachelor's degree in Criminal Justice in hopes of becoming a Kansas Fish and Game Warden."

**CLASS OF**  
**2022**





**Jessie Standley**

4-H club: Kourageous kids

Years in 4-H: 9 years

Projects involved in: Photography

Favorite project: "The photography portfolio because you get to take pictures and tell a story with them."

Favorite 4-H memory: "Rock springs summer camp."

Future plans: "Attending the University of Wyoming theatre and dance program."

**Brandon Springston**

4-H club: Wide awake

Years in 4-H: 7 years

Projects involved in: Beef project

Favorite project: "Beef project because you have to put a lot of work into them."

Favorite 4-H memory: "The week during the fair."

Future plans: "Attend KSU and major in Ag business."

**Kendrick Wallace**

4-H club: Sherlock Strivers

Years in 4-H: 7 years

Projects involved in: Goat

Favorite project: "Goats because it takes a lot of work but it also has the best outcome. You get to show what you know and get to create a bond with the animal."

Favorite 4-H memory: "Being able to show my goats after my initial hip injury."

Future plans: "Attend GCCC and get a Business degree."

**Adison George**

4-H club: Sherlock Strivers

Years in 4-H: 11 years

Projects: Goats, swine, fiber arts, buymanship, photography, leadership

Favorite project: "Goats because of the bond between me and my goat in the show ring."

Favorite memory: "Hugging my mom after goat showmanship at the fair."

Future plans: "Attend Garden City Community College and get an associates in Ag Business, and judge meats on the Meats Judging Team."



*Congratulations!*





**2022 SCOTT COUNTY FREE FAIR~~~July 9-16**

Fair Book Available @ [www.scottcofreefair.com](http://www.scottcofreefair.com)



**Monday, June 27**

Pre-entry Deadline: All 4-H entries and Open Class Livestock.

**Tuesday, July 5**

**6:30 p.m.** 4-H & Open Dog Show  
**6:30 p.m.** 4-H & Open Hand Pet/Cat Show

**Wednesday, July 6**

Deadline: 4-H Horse entries  
**6:9:00 p.m.** Photo Mounting Workshop

**Thursday, July 7**

**9-11:00 a.m.** Photo Mounting Workshop  
**2:00 p.m.** 4-H Fashion Revue/Judging, Methodist Church  
**7:00p.m.** Public Fashion Show, Baker Hall Methodist Church

**Saturday, July 9**

**7:30-10 a.m.** Pancake on a Stick - City Park  
**10:00 a.m.** Parade, Main Street  
**12 noon - 1:00** Tasting Booths - City Park  
**7-10 p.m.** Grandstand Birthday Party with Phil Vandel Concert, Awning

**Sunday, July 10**

**10 a.m.** Prairie Land Church  
Fair grounds awning pavilion  
Fellowship lunch to follow

**Monday, July 11**

**8:00 a.m.-8 p.m.** Booth Construction

**9:00 am.** 4-H Consultation Judging: Foods, Clothing Construction, Visual Arts, Space Tech, Entomology, Photography, Electricity, Geology, Woodworking  
Wm. Carpenter 4-H Building

**10:00 am- 1:00 pm** 4-H Bake Sale  
Wm Carpenter 4-H Building  
**6-8:00 p.m.** Check in/Weigh in all 4-H & OC livestock:  
**6-7 pm** Sheep, goats, hogs  
**7-8 pm** Cattle  
**7:00 p.m.** Fair Set-up for superintendents

**Tuesday, July 12**

**7:30-10:00 a.m.** Enter exhibits  
**8:00 a.m.** 4-H Horse Show  
**10:00 a.m.** Judging of exhibits  
**6:00 p.m.** Rabbits & Poultry check-in deadline  
**6:30 p.m.** Scott County Barrel Race, Followed by Scott Co Roping

**Wednesday, July 13**

**8:30-10:00 a.m.** Flower Show Entries  
**8:30 a.m.** Poultry Show  
**9:30 a.m.** Rabbit Show  
**9 am -9:30 p.m.** Exhibit Buildings Hours  
**10:30 a.m.** Sheep Show  
**4:00 p.m.** Beef Show  
**5:30-8:00 p.m.** Face Painting  
**6-10 p.m.** Inflatables-Bounce Houses  
**7:00 p.m.** Figure 8 Race, Grandstand Featuring Lawn Mower Races

**Thursday, July 14**

**8:00 a.m.** Swine Show  
**9 am -9:30 p.m.** Exhibit Buildings Hours  
**3:00 p.m.** Goat Show  
**5:30-8:00 p.m.** Face Painting  
**6:00 p.m.** Free Beefiesta BBQ  
**6:00 p.m.** American AgCredit Watermelon Feed  
**6:00 p.m.** Benish & Kisner - Free Concert  
**6-10 p.m.** Inflatables-Bounce Houses  
**6:30 p.m.** Grand Drive - Livestock Awards

**Friday, July 15**

**9 am -9:30 p.m.** Exhibit Buildings Hours  
**9:00 a.m.** Round Robin Showmanship  
**5:30-8:00 p.m.** Face Painting  
**6:00 p.m.** 4-H Auction: Livestock & Champion Foods  
**6-10 p.m.** Inflatables-Bounce Houses  
**8:00 p.m.** Ranch Rodeo with Muttin' Bustin Grandstand Arena

**Saturday, July 16**

**9 am -4:00 p.m.** Exhibit Buildings Hours  
**9:00 a.m.** Turtle Races  
**9:30 a.m.** Kids Day/Ping Pong Ball Drop  
**11:30 a.m.** Kids Pedal Tractor Pull  
**4-5:00 p.m.** Release All Exhibits, tear down  
**5:30-8:00 p.m.** Face Painting  
**6-10 p.m.** Inflatables-Bounce Houses  
**7:30 p.m.** KPRA Rodeo, Grandstand Arena  
Performance by: American Freedom Riders

\*\*\*Schedule Subject to Change





# 4-H AMBASSADORS TURTLE SHOW ARENA RACES

**July 23rd / Registration 2pm  
Races Begin 2:30pm**


## ALL TURTLES WELCOME!

**YOUTH AGES 5-18 YEARS MAY ENTER.**  
**ENTRY FEE: .50 CENTS PER RACE**

### Guidelines

Turtles to be labeled by race officials before the races begin.  
Turtles should be dry.  
Any turtle painted by any means will NOT be allowed to race.  
Turtles MUST be released in a safe place or can be turned over to race officials for release at the end of the race.

**For more information, contact the Finney  
Co. Extension Office, (620) 272-6370**



## Grandstand Birthday Party With Phil Vandel Concert/Dance Saturday, July 9, 7-10 pm Birthday Presents to be given away: Beef Bundle, Grandstand Event Tickets, & Cash!

Must be present to win



**HOMEMADE, HOME GROWN, FARM FRESH**

**Finney County Fair Schedule 2022**



**Tuesday July 5**

Entries Due for Clothing Construction/ Buymanship

**Tuesday, July 12**

Entries Due for Livestock and Statics Exhibits

Judging - Clothing Construction/ Buymanship

**Thursday, July 14**

Judging Home Environment Tours

**Friday, July 15**

Judging Demonstrations/Illustrated Talks

**Saturday, July 16**

Horse Show  
Pet Show  
Softball Tournney

**Monday, July 18**

**All Static Entries Check In**  
Consultation Judging - Foods, Photography, visual arts **8:00 AM**

All Other Judging **1:00 PM**  
4-H Olympics **6:00 PM**

**Tuesday, July 19**

Vet Check - Goats and Sheep for **early arrival 9-10 AM**  
Vet Check - Goats and Sheep **3-5 PM**  
Sheep Check in- West Pavilion **4-5 PM**  
Beef Check in- Beef Barn **4-6 PM**  
Goat Check in- West Pavilion **6-7 PM**  
Swine Check in- Small outdoor  
Livestock scale **7-9 PM**  
Rabbit / Poultry Check in-  
Rabbit/Poultry barn **4-6 PM**

\*\*\* Times subject to Change

**Wednesday, July 20**

Sheep Show - Show Barn **8:00 AM**  
Rabbit Show- Rabbit Barn **9:00 AM**  
Poultry Show- Rabbit Barn **10:00 AM**  
Bucket Calf Consultation **1-4 PM**  
Beef Show - Show Barn **6:00 PM**  
Eastern Heights Concert - Exhibition Building **8:00 PM**

**Thursday, July 21**

Swine Show - Show Barn **8:00 AM**  
Fashion Revue - Exhibition Building **6:00 PM**  
Static Award - Exhibition Building following Fashion Revue **6:45 PM**  
Figure 8 Races- Grandstand **7:30 PM**

**Friday, July 22**

Goat Show- Show Barn **8:00 AM**  
Quilts of Valor - Exhibition Building **1:30 PM**  
Supreme Showmanship - Show Barn **6:00 PM**  
Concert **8:00 PM**

**Saturday, July 23**

Premium Auction Breakfast - **7:30 AM**  
Premium Auction **8:15 AM**  
Kids Tractor Pull TBD  
Craft Fair- East Parking Lot **10- 4:00 PM**  
Touch a Truck  
Turtle Races Registration- Show Arena **2:00 PM**  
Turtle Races - Show Arena **2:30 PM**  
Car Show - Lake Street **6:00 PM**  
Tractor Pull- Grandstand **6:00 PM**  
4-H Dance - Show Barn **7- 11:30 PM**

**Sunday, July 24**

4-H Sunday - **9:00 AM**  
Fair Clean up

**Thursday July 28**

Carcass Show- GCCC Meats Lab **6:00 PM**



# Have Fun





## LIVESTOCK SHOW SCHEDULE

### THE GRAND DRIVE

#### THURSDAY, SEPT. 8

8:00 AM Barns Open for Stalling

#### FRIDAY, SEPT. 9

8:00 AM All Goats on grounds

8:00 AM Goats Check In - Vet Check

9:00 AM Cattle Check In (until 12 pm)

9:00 AM All Swine on grounds

9:00 AM Swine Check in

9:00 AM All Sheep on grounds

9:00 AM Sheep Check In - Vet Check

10:30 AM Goat Exhibitor Meeting

11:00 AM Goat Showmanship

11:00 AM All Cattle on Grounds

12:30 PM Cattle Exhibitor Meeting

1:30 PM Special Olympic Showmanship -  
Prairie Pavilion

1:30 PM Swine Exhibitor Meeting

2:00 PM Swine Showmanship

2:30 PM Sheep Exhibitor Meeting

3:00 PM Sheep Showmanship

3:30 PM Cattle Showmanship

#### SATURDAY, SEPT. 10

8:00 AM Swine Market Show

8:00 AM Goat Market Show

8:00 AM Cattle Market Show

8:00 AM Sheep Market Show

1:00 PM Legislative Showmanship

2:30 PM Cattle Breeding Show

6:00 PM Grand Drive Event - Prairie Pavilion

6:00 PM Grand Drive Gala - Oz Gallery

#### SUNDAY, SEPT 11

8:00 AM Cattle Breeding Show

8:00 AM Sheep Breeding Show

8:00 AM Swine Breeding Show

8:00 AM Goat Breeding Show

### OPEN LIVESTOCK

#### THURSDAY, SEPT. 8

12:00 PM Rabbit Check In (until 8 pm)

12:00 PM Poultry Check In (until 8 pm)

12:00 PM Barns Open - Dairy Cattle 1st show

#### FRIDAY, SEPT. 9

6:00 AM Rabbit Check In (until 9 am)

6:00 AM Poultry Check In (until 9 am)

12:00 PM Dairy Cattle Check In (until 5 pm)

#### SATURDAY, SEPT. 10

8:00 AM Rabbit Show

8:00 AM Poultry Show

#### SUNDAY, SEPT. 11

8:00 AM Rabbit Show

8:00 AM Poultry Show

5:30 PM Dairy Cattle 1st Show

#### MONDAY, SEPT. 12

12:00 PM Dairy Cattle Released

12:00 PM Barns Open - Boer Goat Show

5:00 PM Boer Goat Vet Check (ends at 6 pm)

#### TUESDAY, SEPT. 13

8:00 AM Barns Open - Sheep Show

9:00 AM Sheep Check In (until 7 pm)

9:30 AM Boer Goat Open Show - released after

2:00 PM Cattle Barns Open

7:00 PM Sheep Vet Check (until 8 pm)

#### WEDNESDAY, SEPT. 14

7:30 AM Super Cow Calf Check In (until 11 am)

10:00 AM Sheep Open Show

12:00 PM Dairy Barn Opens - 2nd Shows

1:00 PM Super Cow Calf Show

#### THURSDAY, SEPT. 15

8:00 AM Barns Open for Watusi

8:00 AM Swine Barn Open (check in til 7 pm)

9:00 AM Beef Cattle Shows

9:00 AM Sheep Show - released after

#### FRIDAY, SEPT. 16

8:00 AM Dairy Goat Barn Open

8:30 AM Beef Cattle Shows

9:30 AM Swine Weigh In

9:00 AM Dairy Goat Check In (until 8 pm)

12:30 PM Dairy Cattle - 2nd Shows

1:00 PM Swine Show

6:00 PM Dairy Goat Vet Check (until 8 pm)

7:00 PM Dairy Cattle - Milking Shorthorn

#### SATURDAY, SEPT. 17

9:00 AM Beef Cattle Shows

9:00 AM Swine Show - released after

11:00 AM Watusi Show

2:00 PM Dairy Goat Show

6:30 PM Supreme Drive

#### SUNDAY, SEPT. 18

8:00 AM Dairy Goat Show

### EXPO SHOWS

STALLING OFFICE CLOSSES at 10 PM

#### THURSDAY, SEPT. 8

8:00 AM Equitation Stalls Open

12:00 PM Draft Stalls Open

#### FRIDAY, SEPT. 9

8:00 AM Equitation Show

12:00 PM Draft Horse Show

#### SATURDAY, SEPT. 10

8:00 AM Equitation Show

10:00 AM Draft Show

2:00 PM Versatility Stalls Open - closed from  
6 pm to 8 pm

4:00 PM Draft Team Pull

6:30 PM Draft 6 Horse Hitch

#### SUNDAY, SEPT. 11

10:00 AM Draft Horse Show

1:00 PM Quarter Horse Versatility Show

#### MONDAY, SEPT. 12

8:00 AM Miniature Horse Stalls Open

9:00 AM Mounted Shooting Demos Start

9:00 AM Quarter Horse Versatility Show

4:00 PM Mounted Shooting Competition

#### TUESDAY, SEPT. 13

9:00 AM Miniature Horse Show

#### WEDNESDAY, SEPT. 14

7:00 AM Barn Open for Dog Demo Set Up

9:00 AM Dog Demo Days

10:00 AM American Freedom Riders Demos

#### THURSDAY, SEPT. 15

8:00 AM 4-H Horse Barns Open

8:00 AM 4-H Horse Vet Check (until 12 PM)

2:00 PM 4-H Horse Show

5:00 PM 4-H Stall Open - Vet Check til 8 PM

10:00 PM Stalling office closed

#### FRIDAY, SEPT. 16

7:00 AM 4-H stalls Open

7:00 AM 4-H Horse Vet Check (until 9 AM)

8:00 AM Llama stalls Open

8:00 AM 4-H Horse Show

6:00 PM Mustang Vet Check (until 8:00 pm)

6:00 PM 4-H Stall Open - Vet Check til 9 PM

10:00 PM Stalling office closed

#### SATURDAY, SEPT. 17

7:00 AM 4-H Horse Vet Check (until 9:00 am)

7:00 AM Mustang Vet Check (until 9:00 am)

8:00 AM 4-H Horse Show

1:00 PM Llama Show

3:00 PM Mustang Show

#### SUNDAY, SEPT. 18

8:00 AM Mustang Show

8:00 AM Llama Show





# 2022 KANSAS JUNIOR LIVESTOCK SHOW



## Schedule of events

### Friday, September 30

- 7:00 a.m. Facilities open to receive animals
- 7:00 a.m. Mid-America Classic Judging Contest – Expo II
- 8:00 a.m. Show office opens – Sheep/Swine Barn
- 10:00 a.m. Trade Show opens
- 10:00 a.m. LEAD Challenge Skill Stations Day One Open - Pride of Kansas
- 10:00 a.m. – Noon Weigh and check in all goats; Northwest corner of Ad Astra building
- 2:00 – 5:00 p.m. Check in and weigh market lambs – Sheep Barn  
Check in registered breeding ewes and commercial ewes
- 2:45 p.m. Cargill Goat exhibitor meeting – Ad Astra Pavilion
- 3:00 p.m. Goat Showmanship – Ad Astra Pavilion
- Immediately following Goat Showmanship: Commercial Doe Kid Show – Ad Astra Building  
Commercial Doe Kids released after completion of show
- 3:00 – 6:30 p.m. Check in Heifers and Steers – holding area of Prairie Pavilion  
Bring registration papers, steer weights, ear tag numbers, etc. Cattle are not needed for check-in.
- 6:30 p.m. All Livestock must be on the grounds
- No livestock will be admitted after this time (6:30 p.m.)**
- 5:15 p.m. Cargill Sheep exhibitor meeting – Sheep show arena
- 6:30 p.m. Cargill Registered Breeding Sheep Show, **Directly followed by Sheep Showmanship**
- 7:00 p.m. LEAD Challenge Skill Stations Day One Close - Pride of Kansas
- 7:00 p.m. Seaboard Foods Swine Pre-Show Exhibitor's Meeting – Swine Show Arena
- 7:30 pm Merck Beef Exhibitor meeting
- 11:00 p.m. – 5:30 a.m. Goat building will be locked
- 11:00 p.m. – 5:30 a.m. Sheep and Swine building will be closed. No exhibitors, parents or other people are allowed in this building. Only night watchmen and office staff will be allowed. This will be strictly enforced.





- 7:00 a.m. LEAD Challenge Skill Stations Day Two Open - Pride of Kansas
- 7:30 a.m. LEAD Interviews begin – Pride of Kansas
- 8:00 a.m. – 8:00 p.m. Trade Show open
- 8:00 a.m. Cargill Commercial Breeding Ewe Show – Sheep Arena  
Immediately followed by Market Lamb show – Sheep Arena  
Show Order: Dorsets, Southdowns, white-face influenced crossbreds, hairsheep, black-face divisions (five divisions, lightest to heaviest)
- 8:00 a.m. All nine division Champion and Reserves will show for the top five overall  
Cargill Market Goat Show – Ad Astra Building  
***Base bid goats can be checked into holding pen from 10:00 a.m. until the conclusion of the market goat show.***  
Market goats released after completion of Market Goat show
- 9:00 a.m. – Noon Check in and turn in weight cards for market barrows – Swine Building  
All swine – barrows and gilts – must go through check-in to verify tags and check pedigrees
- 8:00 a.m. Breeding Heifer show sponsored by **Merck Animal Health** – Prairie Pavilion  
Show Order: Angus, Hereford, Red Angus, Shorthorn, Shorthorn Plus, Shorthorn Heifer Futurity, Shorthorn Steer Futurity, KLF Heifer Futurity, KLF Steer Futurity, Limousin, Charolais, Charolais Percentage, Simmental, Simmental Percentage, Gelbvieh, Maine-Anjou, MaineTainer, Chianina, AOB, Commercial
- Immediately following **Merck Animal Health** Breeding Heifer Show – Beef Showmanship, starting with Juniors  
All Heifers are released after their show.
- 9:30 a.m. KLF Futurity Show and Prospect Club Calf Show – Dairy Tie-Barn
- 2:00 p.m. Swine Showmanship
- Within 15 minutes after completion of Sheep Showmanship, deliver base-bid market lambs to gathering pen near Livestock Annex**
- 6:30 p.m. Announcement of KJLS Scholarship Winners – Prairie Pavilion Show arena
- 7:00 p.m. KLF Prospect Club Calf Sale – Dairy Tie-Barn
- 7:00 p.m. LEAD Challenge Skill Stations Day Two Close - Pride of Kansas
- 7:00 –9:00 p.m. Street Dance for all exhibitors – Ad Astra Pavilion





**Sunday, October 2**



- 7:00 a.m. LEAD Challenge Skill Stations Day Three Open - Pride of Kansas
- 7:30 a.m. Show office opens – Sheep/Swine Barn
- 8:00 a.m. – 2:00 p.m. Trade Show open
- 8:00 a.m. Market Steer Show sponsored by **Merck Animal Health** – Prairie Pavilion  
Show order: Angus, Hereford, Shorthorn, Limousin, Charolais, Simmental, Maine-Anjou, Chianina, AOB, Crossbred
- 8:00 a.m. Pedigreed Gilt show sponsored by **Seaboard Foods** – Swine Arena  
Show order: Duroc, Hampshire, Yorkshire, Dark AOB, Light AOB, Commercial Gilts
- Immediately following Gilts show – all gilts released
- 15 minutes after conclusion of Gilt show:  
Barrow Show sponsored by **Seaboard Foods** – Swine arena  
Show order: Berkshire, Duroc, Hampshire, Yorkshire, Dark AOB, Light AOB, Dark Crossbred, Light Crossbred
- 11:00 a.m. LEAD Challenge Skill Stations Day Three Close - Pride of Kansas
- 12:00 p.m. KJLS LEAD Challenge Awards announced in the Beef arena

**Following conclusion of steer show, Base-Bid steers can be tied in east end of Prairie Pavilion**



*Club Reports*



**K-STATE**  
Research and Extension



Finney  
County

## WIDE AWAKE

The June 13th meeting of the Wide Awake 4H Club was called to order at 7:00pm at the grandstand meeting room. There were 17 members present. The reporter's report was turned in. The project talks were presented by Cort Baker, Anna Schmeeckle, Jill Schmeeckle, Jade Ardery, Janera Ardery, Benjamin Price, and Reyce Frick. Members played swim fishy swim for recreation. The next meeting is July 11th. The meeting was adjourned.



## FINNEY FLYERS

The Finney Flyers 4-H meeting was called to order by Kourtney Cole. Six members answered roll call. Four members were not there because they were showing animals in the Sunflower Showdown. Members present were: Kourney, Madison, Madilyn, Addison, Bethany, and Perry. Members said the flag salute and 4-H pledge. Bethany read minutes of the last meeting. The minutes were approved as correct. Perry gave the treasurer's report. The club has a balance of \$2556.09. It was moved to change our July meeting to July 10. Motion carried. Connie reminded members that fair entries are due July 5th. She also said fair books are available. It was suggested we look at a different meeting date next June. The meeting was adjourned.

## BEACON BOOSTERS

The Beacon Boosters June Meeting was called to order in the Deal home at 6:12 p.m on June 13. The minutes, Treasurer's report, Parliamentary report, and Reporters report were read, along with the community leaders report. The Council Representatives report mentioned that Beacon Boosters was required to submit a professional development idea for the district. A decision was made and the club will be submitting the idea "Fiscal Responsibility". A West Plains team day and Wind baseball game will take place on June 24th. For new business a movement was made for the club to pay for a meal purchased at Traditions after a gardening session for \$81.41. Taylor Knoll had a June birthday and the activity for the meeting was swimming. The meeting was adjourned at 6:43 p.m and the July meeting will be held at the fairgrounds.



**K-STATE**  
Research and Extension

# Master Gardener

Volunteer Training

SEPT. 1 - DEC. 15, 2022  
THURSDAYS 1 - 4 PM  
ONLINE VIA ZOOM

**APPLY  
TODAY**

Join us! Kansas Extension Volunteers share a passion for gardening, community education, and life-long learning.

**Available in both Finney and Scott  
Counties. \$60 Registration due by  
August 26th. Please contact West  
Plains Horticulture Agent, Anthony  
Reardon with questions at  
(620) 272-3670.**



*Kansas State University Agricultural Experiment Station and Cooperative Extension Service  
K-State Research and Extension is an equal opportunity provider and employer.*

