

WEST PLAINS DISTRICT

EXTENSION NEWSLETTER



Inside this Issue

2 UPCOMING DATES TO KNOW

3 AT HOME WITH CAROL ANN

- FROM THE DESK OF THE DIRECTOR
- STAYING COOL WHEN IT IS HOT

4 PLANTING THE PLAINS WITH ANTHONY

- PINING FOR WATER: PINE TREE ISSUES
- IT'S IN THE BAG: BAGWORM CONTROL

7 JOYFUL LIVING WITH JENNIFER

- WATER: THE BODY'S MOST VALUABLE LIQUID ASSET
- SHOPPING TRICKS TO REDUCE GROCERY BILLS
- BLANCHING VEGETABLES

9 TOPICS FROM THE TURNROW WITH RENEE

- CONSIDERATIONS WHEN HARVESTING SHORT WHEAT
- "DEALING WITH DROUGHT" TOWN HALL RECAP

11 4-H DISTRICT ROUNDUP WITH JANET

- 4-H AND COMMUNITY SERVICE
- SHOOTING SPORTS RESULTS

12 EVENT ROUNDUP

- DONATIONS RECEIVED
- FIRST RESPONDER GIFT BASKETS
- BEEF EMPIRE DAYS WINDOW CONTEST

13 HAPPENINGS

- SCOTT COUNTY FAIR SCHEDULE
- FINNEY COUNTY FAIR SCHEDULE

15 CLUB REPORTS

- FINNEY COUNTY

WEST PLAINS DISTRICT
OFFICE HOURS
MONDAY - FRIDAY
8 AM - 5 PM

LUNCH HOURS EXCLUDED AND SUBJECT TO CHANGE

FINNEY

☎ 620-272-3692

ANTHONY REARDON
JENNIFER LASALLE
RENEE TUTTLE
TABITHA WHITTEN

SCOTT

☎ 620-872-2930

CAROL ANN CROUCH
JANET HARKNESS
COZETTA O'DEA
KAY HARKNESS



WEST PLAINS DISTRICT

DATES TO KNOW: JUNE 2022

- **June 1st:** K-State Garden Hour Webinar: Organic Pest Management for Vegetable Gardens. 12:00pm
- **June 5th:** 4-H Dog Obedience Practice. Scott County. 2:00pm
- **June 5th:** Sunflower Showdown Livestock Show. Finney County Fairgrounds.
- **June 9th:** 4-H Photography. Finney County. Lee Richardson Zoo. 9:00am-2:00pm.
- **June 9th:** 4-H Pumpkin Project Lesson and Maintenance. Finney County Extension Office. 6:00pm-8:00pm.
- **June 9th:** 4-H Untamed Veggie Garden Lesson and Maintenance. Finney County Extension Office. 6:00pm-8:00pm.
- **June 12th:** 4-H Dog Obedience Practice. Scott County. 2:00pm.
- **June 15th:** State Commercial Heifer, Small Livestock Nominations Due.
- **June 15-16th:** Peace, Love & 4-H Camp.
- **June 19th:** 4-H Dog Obedience Practice. Scott County. 2:00pm.
- **June 20th:** 4-H Photography. Finney County. Extension Office. 6:00 pm.
- **June 21st:** 4-H and FFA Auction Meeting. 7:00pm.
- **June 22nd:** 4-H Auction Participant Meeting. William Carpenter Building. 12:00pm.
- **June 23rd:** SW Kansas District Horse Show. Dodge City.
- **June 24th:** West Plains Teen Day. Garden City.
- **June 24th:** West Plains Extension Night. Garden City Wind Baseball.
- **June 25th:** Finney County 4-H at ARTaploooza. Stevens Park. 9:00am-4:00pm.
- **June 26th:** 4-H Dog Obedience Practice. Scott County. 2:00pm.
- **June 27th:** Scott County 4-H and Open County Fair Entries Due by 5:00pm.
- **June 27th:** Pollorum Testing for Poultry for Scott and Finney County Fairs. Garden City. 4-H Building. 5:00pm.
- **June 28-30th:** AIE Teen Trip. Bayer Innovation Center. Kansas City.
- **June 30th:** 4-H Pumpkin Project Lesson and Maintenance. Finney County Extension Office. 6:00pm-8:00pm.
- **June 30th:** 4-H Untamed Veggie Garden Lesson and Maintenance. Finney County Extension Office. 6:00pm-8:00pm.



DATES TO KNOW: JULY 2022

- **July 4th:** West Plains Extension District Offices Closed in Observance of 4th of July.
- **July 6th:** K-State Garden Hour Webinar: Growing Culinary Mushrooms at Home. 12:00pm.
- **July 6th:** 4-H Pumpkin Project Lesson and Maintenance. Finney County Extension Office. 6:00pm-8:00pm.
- **July 6th:** 4-H Untamed Veggie Garden Lesson and Maintenance. Finney County Extension Office. 6:00pm-8:00pm.
- **July 9th-16th:** Scott County Fair
- **July 18th-24th:** Finney County Fair
- **July 28th:** Finney County Fair Carcass Show. GCCC Meats Lab. 6:00pm
- **July 28th:** 4-H Pumpkin Project Lesson and Maintenance. Finney County Extension Office. 6:00pm-8:00pm.
- **July 28th:** 4-H Untamed Veggie Garden Lesson and Maintenance. Finney County Extension Office. 6:00pm-8:00pm.

**4-H AMBASSADORS**
TURTLE RACES


**July 23rd / Registration 2pm
Races Begin 2:30pm**
ALL TURTLES WELCOME!
YOUTH AGES 5-18 YEARS MAY ENTER.
ENTRY FEE: .50 CENTS PER RACE
Guidelines
Turtles to be labeled by race officials before the races begin.
Turtles should be dry.
Any turtle painted by any means will NOT be allowed to race.
Turtles MUST be released in a safe place or can be turned over to race officials for release at the end of the race.

For more information, contact the Finney Co. Extension Office, (620) 272-6370

K-State Research and Extension is committed to providing equal opportunity for participation in all programs, services and activities. Accommodations for persons with disabilities may be requested by contacting the event contact two weeks prior to the start of the event at 620-272-3670. Requests received after the two week prior limit will be honored when it is feasible to do so.



FROM THE DESK OF THE *Director*



CAROL ANN CROUCH

DISTRICT DIRECTOR

FAMILY & CONSUMER SCIENCE

CCROUCH@KSU.EDU

It's June and 4-H camp is just around the corner and, after that, we lead off with the first fair in our district. The **Scott County fair starts the second full week in July and the Finney Co. Fair will follow the next week.** People always ask me if we are starting to get busy because it is summer, my answer is that Extension is always busy. Our busy just shifts in different directions and for different reasons. **Summer and 4-H just go hand and hand, between the camps and fairs, but it's not all Extension does.**

Extension offers all kinds of opportunities besides 4-H, but it is a big focus in the summer. 4-H is very important in growing future leaders, but agents also work with non-4-H youth in our schools and summer school programs. **Growing our youth to be independent, self-thinkers and leaders is what we are striving for.** 4-H is a perfect fit to help kids explore all kinds of opportunities to learn and grow.

I would encourage all of you to join us at either or both of our fairs to see 4-H in action with their hands-on learning experiences, and then consider getting involved in Extension yourself through volunteerism or by suggesting 4-H to the kids that you know. **I have never heard anyone say they regret being a 4-Her or putting their kids in 4-H, but I have heard people say they wished they could have done 4-H or wished they would have had their kids in 4-H.**

4-H keeps us busy all year, but summer is our chance to really shine!

Carol Ann

SUMMER TIME

HOW TO MAINTAIN A HEALTHY YOU!

Presented by K-State Research and Extension, Immunize Kansas Coalition, and local partners.

Get a Well Women's Exam!

Get Caught Up on Vaccinations!

Use Community Resources!




Supported by a grant from the Immunize Kansas Coalition (IKC). K-State Research and Extension is an equal opportunity provider and employer.

K-STATE
Research and Extension

¡Cómo Mantener Una Vida Saludable!

Presentado por K-State Research and Extension, Immunize Kansas Coalition, y socios locales.

¡Hágase un examen de mujer sana!

¡Ponte al día con las vacunas!

¡Use los recursos de la comunidad!




Con el apoyo de una subvención de Immunize Kansas Coalition (IKC). K-State Research and Extension es un proveedor y empleador que ofrece igualdad de oportunidades.

K-STATE
Research and Extension

STAYING COOL WHEN IT IS HOT

The heat can be hard on everyone, but it is especially hard on those who don't have or can't afford central air in their homes. I can remember as a kid when the news would talk about people dying in their homes of heat and I just couldn't understand why they didn't go out and **get in the horse tank, play in the water hose, walk down to the creek or get under a shade tree to cool off, or at least get in a cold tub of water.** But as a kid, I didn't realize that not everyone had those options. **Folks who lived in the cities didn't even live near a tree or didn't have a water hose.** And they could catch a cross breeze in the window because their homes or apartment building didn't allow the breeze to come through. As an adult I understand it better, but **it is still sad to hear of someone passing from the heat, especially the very young and old.**

There are a few things that we can do to help us stay cooler in the summer. **The number 1 option for us all is to drink plenty of fluids.** This means, water, milk, juice, sport drinks and flavored drinks. **Stay away from caffeinated drinks like soda, coffee and alcohol drinks.** If you are on a diet by your doctor that limits your fluid intake, talk to your doctor.

The second suggestion is to try and keep you house at a comfortable temperature. If you have central air or a window unit, that is great! But running either can be expensive, so **set the temperature to something that is comfortable and then run a fan to move the air around.** **Limit your use of other appliance that put off heat,** such as the over and dryer. **Clean out from under your refrigerators, especially if you have pets,** so that they work more efficiently and don't produce as much heat to keep your unit cold. **I know, it sounds a bit silly, but really, the coils need air to circulate or the unit will run warmer and more often.**



If you don't have the option of air conditioning, try spending time in places that do. The local library or museums will offer relief from the heat. A shopping mall or a senior's site would be ideal as well. If you can afford it, a movie would be a great place to pass the heat of the day. You could also volunteer some place like the church, rest home or at a public daycare.

Also, dress for the weather. Don't wear hot polyester clothing, wear cooler cottons or other natural fibers. **Wear light colored garments and stay away from the colors like black, navy, and dark red which attracts heat.**

Limit all exercise until it is cool to be doing so and if you have to be out and walk in the heat, try a sun shade to keep the sun off of you. Don't visit crowd places to avoid the extra heat from other bodies.

One of the problems with the heat that we face is a **heat stroke.** **If you think you are having a heat stroke, get medical help immediately.** Signs of heat stroke are **fainting in the heat (normally the first sign), or becoming unconscious. Becoming confused or agitated. Staggering or stumbling around or acting funny.** Becoming hateful or grouchy when it's not normally your personality. If you **body temperature gets over 104 F and you're not sweating even if you are hot.** Also, **dry skin and a rapid or slow of a pulse.**

Again, **if you experience any of the symptoms while out in the heat, please seek medical help immediately.** Remember staying hydrated is your best options.





**ANTHONY
REARDON**
AGENT
HORTICULTURE
ANTHON3@KSU.EDU



PINING FOR WATER: PINE TREE ISSUES

Hello summer! The leaves have unfurled, the birds are chirping, the bees are buzzing; the livelihood of the outdoors has once again returned to us, and all is well with the world... right? Unfortunately, not quite. As of the end of May, the **Finney County area has only seen 3.29" of rain** and the **Scott County area has only seen 2.49"** in the **last 180 days**. And while, luckily, there may be some spring showers on the horizon, local plant life has definitely not been able to turn a blind eye to their thirst in the passing months. **Pine trees in the area, in particular, are beginning to show the tell-tail yellowing ends of desiccation from not receiving enough water through the winter.** So how do we prevent this from happening? Is there anything we can do now?

Prevention is, of course, always the **best method of management** when it comes to **drought stress with trees**. Even in the winter, **trees need to be kept watered**, as during this time they continue transpiring the water that has been supplied to them. **Evergreens in particular lose water rapidly as their leaves (or needles) are still present on the tree.** This means that, as winter winds come through, water is literally being pulled out of the plants through these leaves. With the ground being dry from lack of precipitation, desiccation then begins to take place in the plant as no water is available to refill cells.

Slow, deep, waterings throughout the winter on **days where it is above freezing**, and the **ground is not frozen**, can help **alleviate this stress**. Even outside of wintertime, the **best method to keeping trees watered** through periods of drought is not via quick, frequent, waterings, but rather **slow and infrequent waterings**. If you have a soil prod, you should be able to push it at least two feet into the ground at any point in time, as the majority of a tree's roots will be found in this area.



But what if you are not on a prevention quest, but rather a **recovery mission**? The **life cycle of a pine tree's needles is four years** and, unfortunately, there is **no reviving the needles once they have desiccated**. This means that, once a portion of a branch has been lost, there is not going to be enough growing on that branch to continue sustaining it in time to fully form new needles. Thus, your **method of treatment at the point of yellowed pine ends should not be restoring what has been lost, it should be protecting what is still there with the methods discussed**. In time, the lost needles will fall, their branches also eventually being cordoned off by the tree and dying. But should the remaining needles be kept alive, their branches will continue to grow and expand. **Eventually, what was lost will be hidden beneath new growth.**

There are **two diseases, Tip Blight and Dothistroma Needle Blight**, that may need to be addressed at this time of year if their impact is to be controlled. Both cases, however, should be viewed with the caveat that they are **caused by fungi** which **require excess moisture to establish**. It is unlikely in two years of drought that new cases of these diseases will arise. **Old cases, however, may still persist.**

Tip blight symptoms first show up in May, with the newly-emerging growth on pines being stunted and brown. Fortunately enough, this is also the same time that control measures should be taken. Tip blight should be sprayed as new shoots are actively expanding, with treatment entailing **one fungicide application at emergence, a second application 10-14 days later, and a potential third application 10-14 days after that, if wet and humid conditions have been present.**

Dothistroma Needle Blight, contrary to tip blight, actually has **new symptoms appear in late summer or early fall**, with interior needles becoming half-scorched, **only killing half of the needle for a long period of time**. This, like tip blight, is also treated with a fungicide; one in mid-May, with a second in mid-June.

While a **copper containing fungicide can address both of these diseases**, it should be noted that neither of these diseases can be "cured." Rather, they can be controlled. The **KSRE bookstore has an excellent publication with further explanation titled, "Pine Disease in Kansas: Tip Blight, Dothistroma Needle Blight, and Pine Wilt"** that would be a great resource to have when addressing these issues. **Fungicides can be pricey, so contact the extension office to help verify your diagnosis before treatment.** Disease, drought, or otherwise, with proper treatment your pines can remain thriving.



IT'S IN THE BAG: BAGWORM CONTROL

Young bag worms normally hatch in May in Kansas and initially are about 1/25 of an inch long. The **young larvae begin to spin silken bags around themselves which they carry as they feed.** Larvae usually feed on the original plant or those nearby but very young larvae may be transported to other hosts via a long silken thread that can be carried by the wind. **As the larvae grow, leaf fragments are added to the bag providing a natural camouflage.** The visual appearance of the bag varies depending on the type of foliage attached to the bag. Often the bags are not noticed until the larvae are nearing maturation and the bags approach 1 to 2 inches in length. **Mature bags hang off the tree or shrub like Christmas ornaments.**

Bag worms reach maturity in August. The now mature larvae attach their bags to branches or other objects and change into adults. The **adult male is a small, gray, clear-winged moth that resembles a wasp. The female is wingless and legless and never leaves the bag.** Males emerge in September and mate with the female through the bag entrance. The female then produces her eggs and dies. **Eggs overwinter inside the bag and the cycle repeats the following year.**

Small infestations can be picked off by hand once the larvae are large enough to see easily. However, any insecticide spray will be more effective if used on young larvae that are actively feeding. **In Kansas, start looking for the new hatch about the middle of May.** Wait several weeks after seeing the first larvae emerge to allow those still in the bag to make their appearance. **This normally means spraying during the latter half of June in Kansas.**

Insecticides commonly used for controlling bag worms include spinosad (Conserve; Natural Guard Spinosad; Captain Jack's Dead Bug Brew, Monterey Garden Insect Spray), acephate (Acephate, Orthene, Bonide Systemic Insect Control), cyfluthrin (Tempo, BioAdvanced Vegetable & Garden Insect Spray) and permethrin (Eight Vegetable, Fruit & Flower Concentrate; Hi-Yield Garden and Farm Insect Spray; Hi-Yield 38 Plus Turf, Termite & Ornamental Insect Spray).

Also, products containing **Bacillus thuringiensis** are effective when used against bag worm larvae while they are still small. Products containing Bacillus thuringiensis and spinosad are organic controls. **Thorough spray coverage to foliage is essential for controlling bag worm! Controls applied in August are often a waste of time** and expense because the larvae are large, tough and may have stopped feeding.

References:

1. Bag worms, K-State Research and Extension, Entomology Publication MF728
2. Life Histories of Common Insects, Mites and nematodes Infesting Ornamental Plants in Missouri, Missouri Department of Agriculture, Plant Industries Division, pg F-1



WATER: THE BODY'S MOST VALUABLE LIQUID ASSET



JENNIFER LASALLE
AGENT
FAMILY AND COMMUNITY
WELLNESS
JLASALLE@KSU.EDU



It is easy to ignore water most of the time. Unless we are thirsty, we probably take water for granted. **Maybe we think about drinking water when the weather is hot, or when we are exercising.** No matter what the weather or situation, it is time for us to give water — one of the body's most essential nutrients — some well-earned attention. We all know that water is vital. **It is the most abundant substance in our bodies. On the average, an adult's body weight is 55 to 75 percent water.**

That means **each of us contains about 10 to 12 gallons of water.** How much water comprises each of us varies from person to person. For example, the leaner a person is, the higher the proportion of water in her or his body. Males carry a higher percentage of water than females, because males' bodies are more muscle. **Muscle tissue is about 73 percent water, while body fat is about 25 percent water. Even bones are 22 percent water.**

Water plays a number of important roles in the body. **It regulates body temperature, carries nutrients and oxygen to cells, removes waste, cushions joints, and protects organs and tissues. Since the brain is 70 percent water, blood is 82 percent water, and the lungs are nearly 90 percent water, it is easy to see how even mild dehydration can cause problems.** It doesn't have to be hot, humid weather outside for our bodies to need water.

We don't need to have just completed a grueling gym workout to need hydration. **In fact, cold weather leads to an increased need for fluids. Why?** When the temperature drops, the body works even harder to maintain a normal temperature.

In addition, heated room air can cause skin to lose moisture. It is important to note that thirst is actually a symptom of dehydration. **To avoid problems brought about by dehydration, experts encourage drinking water before, during and after working out, and before we experience thirst.**

Not only is water a necessary part of every system in the body, and in all weather conditions, but the water we do have is also lost from the body in a variety of ways. **Water is expelled from the body by the skin as perspiration, by the lungs as water vapor exhaled, by the kidneys as urine and by the intestine in feces.** That's why health professionals agree we need 8 to 12 glasses of water a day to maintain healthy, adequate hydration.

Pay attention to your body and beware of signs of dehydration. Dehydration occurs when the body's water output exceeds water input. Dehydration is a condition that develops from inadequate water intake or from excessive water loss. Signs of dehydration are

- Thirst
- Dark colored urine
- Headache
- Fatigue
- Dizziness
- Lack of concentration
- Difficulty breathing



Not only is it important to stay hydrated, but what you drink is important. Water is the best choice of drink for keeping us "hydrated" because it is easy for people to absorb, easily accessible, and no calories. Drinks that are high in sugar; such as sports drinks, energy drinks, carbonated sugary beverages and fruit drinks, pull body fluids into the stomach and intestine. **This takes fluids away from other parts of the body and can cause gastric distress. In addition, these drinks may add significantly to daily calorie consumption.**

If you become bored with drinking plain water, kick it up a notch by making “Fruit Infused Water”. It is simple, delicious, refreshing. Follow these easy steps:

- **Select your fruit or vegetable**
- **fill pitcher halfway with ice**
- **add sliced fruit or vegetable**
- **fill with water and chill for at least 2-3 hours.**



Don't take drinking water for granted. It is the greatest asset you can give your body. **Your body can't survive for long without water, so don't deprive it, drink lots of water all the time, and especially during the hot summer months.**

(Originally published in the Nutrition Spotlight)

SHOPPING TRICKS TO REDUCE GROCERY BILLS



Plan ahead and make a shopping list to reduce impulse buying for unnecessary items.

If you've been shopping at the grocery store lately, you know that the cost of many items has gone up. And that can cause us to question what foods you purchase. **Here are some tips to save some money on your next grocery bill.**

- **Shop store brands instead of popular brands.** Have you tried a blind taste test to compare? You may find your family will not even notice any difference. Brands name foods are often selected because of advertising or packaging.
- **Check unit pricing.** The larger quantity size may not be a bargain. Check the unit pricing located on the tag on the shelf.
- Stretch meat with plant proteins. Adding beans to meat based soup or casseroles can stretch out meat and add beneficial nutrition.
- **Properly store fruits and vegetables.** Make the most of what you buy and use it in a timely manner. See our guide Safe Food Storage: The Refrigerator and Freezer and Safe Food Storage: The Cupboard for more information.
- **Use ripe fruit in other ways such as a smoothie, quick bread, cobblers or crisps. This helps reduce food waste.**

Source: <https://blogs.extension.iastate.edu/spendsmart/2022/04/11/the-total-is-what/>

BLANCHING VEGETABLES



Blanching vegetables is defined as scalding vegetables in boiling water or steam for a short time. It is a critical step in freezing vegetables to protect flavor, color and texture.

Blanching also helps remove dirt, organisms, brightens up the color, and helps preserves some vitamins. It stops the natural enzymes in the vegetables from continuing to change flavor, color and texture. Under blanching can cause the enzymes to become more active and is worse than no blanching at all.

The blanching process is quick and each vegetable has its own blanching method and time.

Learn more about blanching and a list of blanching times for many vegetables from the National Center for Home Food Preservation. Sourced by Karen Blakeslee



CONSIDERATIONS WHEN HARVESTING SHORT WHEAT

In many areas of Kansas, **prolonged drought has resulted in short wheat and thin stands.** Harvesting wheat in these situations can be a challenge. **Special attention needs to be given to cutting height, machine adjustments, and operator control.** In short wheat, getting the heads into the combine with less straw will be a challenge. In some cases, the reel may not be able to effectively convey the wheat back from the cutter bar to the auger, nor hold it in place during cutting. Short cutting will also mean more contact potential with the ground and reduced levels of surface residue which will likely negatively impact cropping systems in water-limited environments.

In the case of material conveyance, stripper headers, air reels, and draper headers may be a great help.

Stripper Headers

Stripper headers allow the grain to be harvested efficiently while leaving the maximum amount of standing residue in the field. Research has shown that this preservation of wheat residue can reduce evaporative losses of water after harvest, aid in the moisture retention of snow, and improve the yields of the next year's crop.

To properly use a stripper header, note the following:

- Operators need to be aware of the **stripping rotor height** and the relative position of the hood to the rotor. This position needs to be set correctly so that heads approach the rotor at the proper angle for stripping.
- **Keep the nose of the hood orientated so that the top of the wheat heads are even with, or slightly below, the forward point of the nose.** This may require operating the header with the nose in a slightly lower-than-normal position relative to the rotor. However, it's important to note that running a stripper header lower than necessary will result in increased power consumption and accelerated finger wear.
- **Combine ground speeds should be kept high** (above 4 mph) to maintain collection efficiency and minimize header losses.
- Several people have reported that **adjusting header height with a stripper header is not as critical** as it is with a conventional header, and that a stripper header could easily be run by non-experienced people (see step 1).
- **Continue to adjust stripping rotor speed throughout the day as conditions change.** If rotor speeds are too high, that will result in detachment of the entire head and unnecessary increases power requirements. Rotor speeds that are too slow will result in unstripped grain remaining in the head. In general, rotor speeds will be less in thin short wheat than in better stands.

Air Reels

Air reels will also aid in the material conveyance from the cutter bar to the auger in reel-type units when crops are light or thin. These units are made in several different types including finger air reels, non-reel, and units that fit over existing reels. Examples of manufacturers are Crary (West Fargo, ND) and AWS (Mitchell, Ontario Canada). Non-reeled units have the advantage of less eye strain from the continuously rotating header reel, but all units have collection efficiencies compared to conventional reels even in sparse or short crops. These units do not control the amount of wheat stubble left in the field and the operator still has to control the cutting height. In short wheat this may mean little to no field stubble will be left for next season's moisture collection and for these reasons stripper headers may be better choice for certain areas of Kansas.

Draper Headers and Flex Heads

Draper headers may help with the conveyance of material since they have a very short distance between the cutterbar the conveyance belt. The ability to tip the cutterbar completely back will aid in keeping harvested crop material moving across the cutter bar and onto the belt as well as ensuring some stubble remains standing on the soil surface. Cleats on the belt need to be in good to new condition to maximize conveyance of crop material away from the cutterbar. Set gauge wheels properly to maximize cutting height and leave standing residue.

Flex heads will also help deal with the lower cutting heights and potential ground strikes. In thin stands of wheat it is even more important that sickles and guards are in good condition as there is less crop material pushing into the cutting area, which would normally help ensure cutting by worn sickles and guards. On headers with finger reels, it is quite likely that the short cut wheat will pass in between the fingers rather than being swept backward. Producers may consider adding material over or behind the fingers to act more as a bat to sweep the cutterbar clean. Plastic/vinyl materials or repurposed round baler belting have been successfully used for this purpose.

If harvesting with a draper or flex header, maintain the cutting height as high as possible to preserve standing stubble. Typically, cutting wheat at two-thirds of its full height will result in losses of less than 0.5 percent as any missed heads contain light weight grain that will be lost as tailings during the harvesting process.

(Continued on the next page.)

Conventional Headers

For many farmers, new equipment may not be an economical choice and you may have to make do with a conventional head on your combine. In this case, adjust the reel to get the best movement of the heads from the cutter bar to the auger. Combining in slightly damp conditions may help prevent shatter and decrease losses. If wheat heads have flipped out of the header from the top of the auger, an extra "auger stripper bar" may be necessary. A small strip of angle iron can be bolted slightly behind and below the auger to help with material conveyance. In thin wheat stands it is even more important that sickles and guards are in good condition as there is not as much crop material to push into the cutting area and ensure cutting by worn sickles and guards.

If harvesting with a conventional header, maintain the cutting height as high as possible to preserve standing stubble. Typically, cutting wheat at two-thirds of its full height will result in losses of less than 0.5 percent as any missed heads contain light weight grain that will be lost as tailings during the harvesting process.

Combine Adjustments

In addition to material conveyance and cutting height, lower yields and uneven crop flow may also require performing combine adjustments to the concave/rotor cage clearance, cylinder/rotor speed, and fan speed. Follow the manufacturer's recommendations. **The leading cause of grain damage under almost any harvesting condition is overly fast cylinder or rotor speed.** This will especially be evident in harvesting short wheat as there will be less material in the concave or rotor cage to thresh against, increasing the likelihood of grain damage if cylinder/rotor speed is too high.

On conventional machines it may be necessary to reduce concave clearance to attain good separation. On rotary combines it may be advantageous to maintain a typical clearance to provide a more normal threshing condition while using less threshing area. The use of blanking plates on the rotor cage may improve separation. Fan speeds may need to be reduced slightly in order to minimize grain losses. Once adjusted properly, try to keep material crop flow as constant as possible as most threshing and cleaning units work best under these constant flow conditions. As the amount of material passing through the combine decreases the response to various settings such as cylinder/rotor speed, concave/rotor cage clearance, and fan speed will be more sensitive than under more normal operating conditions.

Performing kill-stops during harvest will be especially critical in evaluating grain losses and identifying which stage of the harvesting process is the source. After performing a kill-stop the operator should look at shattered grain losses before the header, losses after the header and before the spread pattern of the combine, and losses in the tailings behind the combine. Losses can be quickly checked by looking at the number of seeds in the tailings and elsewhere around the combine.

Typically, 20 seeds per square foot is equal to 1 bushel per acre for a sampling area equal to the cutting width of the combine. For the tailings area, where the material is concentrated, multiply the 20 seeds per square foot by the header-to-tailings width ratio. For example, a combine with a 7-foot spreader width and 28-foot header would have a factor of 4 (28 divided by 7), and 80 seeds per square foot (20 x 4) would be the correct number for a bushel-per-acre loss. Also, a normal shoe length is typically one foot, so estimated measurements can be done with your foot. Individual field and header losses are determined by looking at areas before and under the combine. Actual combine threshing losses are determined by subtracting these numbers from the tailing loss.

Summary

Although this will be a rough wheat harvest for many farmers, some changes can be made to help maximize harvest efficiencies. If you have ever wanted to try an alternate header (stripper, flex-drapeer, etc.), this may be the year for you. For those not wanting to buy, renting may also be a viable option.

Producers in dryland production systems need to keep in mind that in very low-yielding wheat years, anything that can be done to preserve what little crop residue is present will have large impacts on evaporative losses and productivity of the next crop.

Lucas Haag, Northwest Area Crops and Soils Specialist (lhaag@ksu.edu)
Ajay Sharda, Extension Biological and Agricultural Engineer (asharda@ksu.edu)



Did you miss the "Dealing with Drought" Town Hall Meeting? **Listen to the recording by visiting KSUBeef.org!** The meeting provided relevant information to help producers weigh management decisions for their livestock during drought, including the current feed price situation, feed availability, and market opportunities.



4-H DISTRICT ROUNDUP

One of the first things every 4-H'er learns when they become a member is the 4-H Pledge:


**I pledge my head to clearer thinking,
My heart to greater loyalty,
My hands to larger service, and
My health to better living, for
My club, my community, my country and my world.**

✿ 4-H GROWS HERE

JANET HARKNESS

AGENT

4-H & YOUTH
DEVELOPEMENT
JLP27@KSU.EDU



Larger service, especially community service, is the cornerstone of every 4-H program. **4-H'ers learn at an early age to make a difference and give back to their communities.** Whether it is big or small, 4-H members learn the needs of their communities and find creative ways to provide service to meet needs. 4-H makes the commitment to make our communities a better place to live!

Throughout the year, you can find our 4-Her's brainstorming, organizing and implementing community service projects in both Scott and Finney Counties. **Our clubs organize food and hygiene product drives, clean up trash after sporting events or at parks and businesses, donate to the SPCA or other charitable organization, sponsor and deliver gift baskets to first responders.** The many, many ways our 4-H members give back is huge and just amazing!

4-H is hands-on, learning-by-doing education, and when combined with community service, provides more than just a "feel good" experience: **service activities tied closely to what youth are learning positively impact learning and genuinely help the community.** Our members apply the subject matter they are learning along with critical thinking skills to address genuine community needs.

In addition to meeting community needs, 4-H lays the foundations for meeting each youth member's long-term needs. **91% of Kansas 4-H members have a plan for reaching their goals.** Youth that have been active participants in hands-on learning, combined with strong decision-making skills are more able to effectively navigate life.

As members are involved in all aspects of the community service project, they learn more about their communities, **increase confidence in their abilities, gain leadership and social skills, learn and retain more knowledge about their project areas and are more likely to become life-time volunteers.** Life-time volunteers with a passion for their communities help communities thrive.

Adult volunteers are so, so very important for all of 4-H. Community service, project-based learning guided by adult volunteers, improves youth understanding of skills and concepts, as well as their ability to problem-solve and collaborate. **Youth who have participated in sustained hands-on learning and engaged with adult volunteers/mentors before entering high school are more likely to explore studies and potential career paths and improve their academic performance.** Youth are also more likely to become more widely involved in different school and community groups.

STATE SPRING SHOOTING SPORTS COMPETITION

West Plains State BB Gun Team - 11th Overall

Audrey Grothusen

Avery Radke

Sofia Kasselmann

Kamdyn Moore

Hunter Wells

Renee Beeson

Brice Koehn

David Kasselmann



West Plains State Air Rifle Team

Sam Hoeme

West Plains State Air Pistol Team

Sam Hoeme - 8th overall senior; 7th in AP Silhouette


Hunter Wells - 9th overall junior

While community service and citizenship projects are large learning experiences for 4-H'ers, **the fun to be had while planning and performing a community service project are immeasurable.** The stories of how a service project came together, the fun had while performing the project and what opportunities come about after are heartwarming. **Getting to know and working with fellow 4-H'ers and volunteers can also create a life-time bond or working partnership.**

4-H'ers Make the Difference! Members participating in community service and citizenship find a way to creatively fill a need in their community. Endless possibilities await 4-H'ers as **4-H "Makes the Best Better"!**

To find out more about 4-H in our community, please visit: <https://www.westplains.k-state.edu/> or check us out on Facebook: [FinneyCounty4H](#) or [scottcountykansas4h](#).

- Janet



EVENT ROUNDUP



Finney County 4-H and Scott County 4-H would like to thank American Implement, Garden City and all of its customers for their continued support of 4-H! Their donation is helping to grow the next generation of local leaders!



Kourageous Kids 4-H Club participating in the 2022 Beef Empire Days window painting contest.



Scott Co 4-H Trap Members receiving a donation from SC Feathers and Lead Club to help support 4-H Shooting Sports Education.



Finney County 4-H Ambassadors deliver a basket of goodies to the Finney County Sheriff Department as part of a county-wide 4-H "thank you" to first responders during the month of May.

*Thank you for
going above
& beyond.*



Finney County 4-H Council delivered their thank you basket to the Garden City Police Office on May 23rd. Thank you for all that you do to keep us safe!



Scott Co 4-H Beef Project Members participated in the Beef Empire Days window painting contest. Awesome job!! Thanks JF Beaver Advertising, Anne Lampe and Katie Mayo!!



2022 SCOTT COUNTY FREE FAIR~~~July 9-16

Fair Book Available @ www.scottcofreefair.com



Monday, June 27

Pre-entry Deadline: All 4-H entries and Open Class Livestock.

Tuesday, July 5

6:30 p.m. 4-H & Open Dog Show

6:30 p.m. 4-H & Open Hand Pet/Cat Show

Wednesday, July 6

Deadline: 4-H Horse entries

6-9:00 p.m. Photo Mounting Workshop

Thursday, July 7

9-11:00 a.m. Photo Mounting Workshop

2:00 p.m. 4-H Fashion Revue Judging, Methodist Church

7:00p.m. Public Fashion Show, Baker Hall Methodist Church

Saturday, July 9

7:30-10 a.m. Pancake on a Stick – City Park

10:00 a.m. Parade, Main Street

12 noon - 1:00 Tasting Booths – City Park

7-10 p.m. Grandstand Birthday Party with Phil Vandel Concert, Awning

Sunday, July 10

10 a.m. Prairie Land Church
Fair grounds awning pavilion
Fellowship lunch to follow

Monday, July 11

8:00 a.m.-8 p.m. Booth Construction

9:00 am. 4-H Consultation Judging:
Foods, Clothing Construction, Visual Arts,
Space Tech, Entomology, Photography,
Electricity, Geology, Woodworking
Wm. Carpenter 4-H Building

10:00 am- 1:00 pm 4-H Bake Sale
Wm Carpenter 4-H Building

6-8:00 p.m. Check in/Weigh in all
4-H & OC livestock:

6-7 pm Sheep, goats, hogs

7-8 pm Cattle

7:00 p.m. Fair Set-up for superintendents

Tuesday, July 12

7:30-10:00 a.m. Enter exhibits

8:00 a.m. 4-H Horse Show

10:00 a.m. Judging of exhibits

6:00 p.m. Rabbits & Poultry check-in deadline

6:30 p.m. Scott County Barrel Race,
Followed by Scott Co Roping

Wednesday, July 13

8:30-10:00 a.m. Flower Show Entries

8:30 a.m. Poultry Show

9:30 a.m. Rabbit Show

9 am -9:30 p.m. Exhibit Buildings Hours

10:30 a.m. Sheep Show

4:00 p.m. Beef Show

5:30-8:00 p.m. Face Painting

6-10 p.m. Inflatables~Bounce Houses

7:00 p.m. Figure 8 Race, Grandstand
Featuring Lawn Mower Races

Thursday, July 14

8:00 a.m. Swine Show

9 am -9:30 p.m. Exhibit Buildings Hours

3:00 p.m. Goat Show

5:30-8:00 p.m. Face Painting

6:00 p.m. Free Beefiesta BBQ

6:00 p.m. American AgCredit Watermelon Feed

6:00 p.m. Benish & Kisner– Free Concert

6-10 p.m. Inflatables~Bounce Houses

6:30 p.m. Grand Drive – Livestock Awards

Friday, July 15

9 am -9:30 p.m. Exhibit Buildings Hours

9:00 a.m. Round Robin Showmanship

5:30-8:00 p.m. Face Painting

6:00 p.m. 4-H Auction:

Livestock & Champion Foods

6-10 p.m. Inflatables~Bounce Houses

8:00 p.m. Ranch Rodeo with Muttin' Bustin
Grandstand Arena

Saturday, July 16

9 am -4:00 p.m. Exhibit Buildings Hours

9:00 a.m. Turtle Races

9:30 a.m. Kids Day/Ping Pong Ball Drop

11:30 a.m. Kids Pedal Tractor Pull

4-5:00 p.m. Release All Exhibits, tear down

5:30-8:00 p.m. Face Painting

6-10 p.m. Inflatables~Bounce Houses

7:30 p.m. KPRA Rodeo, Grandstand Arena
Performance by: American Freedom Riders

***Schedule Subject to Change



HOMEMADE, HOME GROWN, FARM FRESH

Finney County Fair Schedule 2022



Tuesday July 5

Entries Due for Clothing Construction/ Buymanship

Tuesday, July 12

Entries Due for Livestock and Statics Exhibits

Judging - Clothing Construction/ Buymanship

Thursday, July 14

Judging Home Environment Tours

Friday, July 15

Judging Demonstrations/Illustrated Talks

Saturday, July 16

Horse Show

Pet Show

Softball Tourney

Monday, July 18

All Static Entries Check In

Consultation Judging - Foods, Photography, visual arts **8:00 AM**

All Other Judging **1:00 PM**

4-H Olympics **6:00 PM**

Tuesday, July 19

Vet Check - Goats and Sheep for **early arrival 9-10 AM**

Vet Check - Goats and Sheep **3-5 PM**

Sheep Check in- West Pavilion **4-5 PM**

Beef Check in- Beef Barn **4-6 PM**

Goat Check in- West Pavilion **6-7 PM**

Swine Check in- Small outdoor livestock scale **7-9 PM**

Rabbit / Poultry Check in-

Rabbit/Poultry barn **4-6 PM**

Wednesday, July 20

Sheep Show - Show Barn **8:00 AM**

Rabbit Show- Rabbit Barn **9:00 AM**

Poultry Show- Rabbit Barn **10:00 AM**

Bucket Calf Consultation **1-4 PM**

Beef Show - Show Barn **6:00 PM**

Eastern Heights Concert - Exhibition Building **8:00 PM**

Thursday, July 21

Swine Show - Show Barn **8:00 AM**

Fashion Revue - Exhibition Building **6:00 PM**

Static Award - Exhibition Building following Fashion Revue **6:45 PM**

Figure 8 Races- Grandstand **7:30 PM**

Friday, July 22

Goat Show- Show Barn **8:00 AM**

Quilts of Valor - Exhibition Building **1:30 PM**

Supreme Showmanship - Show Barn **6:00 PM**

Concert **8:00 PM**

Saturday, July 23

Premium Auction Breakfast - **7:30 AM**

Premium Auction **8:15 AM**

Kids Tractor Pull TBD

Craft Fair- East Parking Lot **10- 4:00 PM**

Touch a Truck

Turtle Races Registration- Show Arena **2:00 PM**

Turtle Races - Show Arena **2:30 PM**

Car Show - Lake Street **6:00 PM**

Tractor Pull- Grandstand **6:00 PM**

4-H Dance - Show Barn **7- 11:30 PM**

Sunday, July 24

4-H Sunday - **9:00 AM**

Fair Clean up

Thursday July 28

Carcass Show- GCCC Meats Lab **6:00 PM**

***** Times subject to Change**





KOURAGOUS KIDS

The Kouragous Kids meeting was held on April 10th. Nine members were present at the meeting. Each member participated in a community service activity at Magic's Hope. A community service project was given to the club, in which we must create a basket for the state troopers. A motion was passed to create this basket with a limit of 30 dollars.



SHERLOCK STRIVERS

The Sherlock Strivers 4-H Club held their regularly scheduled monthly meeting on Sunday, April 3, 2022, at Holcomb Elementary School. The meeting was called to order by club president Addison George. Roll Call was – Would you rather be able to fly or be invisible? Club members recited the Pledge of Allegiance and the 4-H Pledge. In new business, club members discussed the annual club tour and decided to conduct it on the Saturday of the fair. Members will have their exhibits on display and available to show their fellow club members. In announcements, club members were informed that there are upcoming Shutterbug Events for photography project members on May 7. Also, a reminder of tagging dates for livestock project members were announced and are April 16th and April 30th. An additional YQCA training date of April 13 was announced. Also, YQCA certificates are due to the Extension office by May 1, 2022. The next meeting will be on May 1, 2022 at Holcomb Elementary school. The club sang to the members with April birthdays. Then the meeting was adjourned. Submitted by Katelyn Novack, Reporter



BEACON BOOSTERS

The Beacon Boosters May meeting and club tour began at the Robinson's house on May 16th at 6:00pm. Here, we got to see some of the livestock they own. The minutes, reporter's report, parliamentary report, council representative report, and committee reports were given, however the treasurer report and ambassadors reports were excused. The May birthdays were Adam Knoll, Kasen Robinson, Adam Cook, and Jarica Hutchinson. The meeting was adjourned at 6:52p.m and the club then left and went to the Sperry's home to continue the tour. Brogan and Rustin Sperry presented their pigeons and some of the other animals that they have. This is also where Kaylee Marez gave a presentation on Georgia Gray. The club then visited fire station one to gift a basket to the first responders. The June meeting will be held at the Deals house on the 13th, where the club banner will be made. Maggie Deal, Reporter

WIDE AWAKE

The April meeting of the Wide Awake 4-H Club was called to order at 7:00 p.m. on April 11, 2022. The Finney County Fairgrounds Grounds Keepers at the fairgrounds do so much for us during the week of the fair our club was brainstorming ideas for what we could do for them one idea was to designate a day for the Groundskeepers. For the month May one of the community service projects that we will do is make a May-day basket for the Emergency Department at Saint Catherine Hospital, at the next meeting you will need to bring snacks. If you could not make it to any of the YQCA training then you will need to do this online this course is mandatory for all 4-Hers that are wanting to show livestock at the fair this year. There will be no Big R gift cards for everyone this year you will only be eligible for those if you live in a 20 mile radius of Scott City, Kansas. There are Z-books for filling out record books on April 12, 2022 at 7:00-8:00 p.m. at the 4-H building. We ended out meeting playing the name game. The meeting was adjourned. The May meeting of the Wide Awake 4-H Club was called to order on May 9, 2022 at 7:00 p.m. in the Finney County Fairgrounds Grandstand Meeting Room. Katie Lobmeyer shared an important Parliamentary Tip to always say Madame or Mr. President before making a motion. A Devotion was given by Paxton White. There was a Current Event given by Brantley Temple. The songs were led by Macy Hands we sang the Itsy Bitsy Spider. Fair books are available at the Extension office the first book is free and if you would like more the than it is \$5.00. Parents and Club members where reminded to watch their e-mails, there are a lot of important dates coming up as we get closer to the fair. On June 5, 2022 at 10:00 a.m. Beef Empire Days will be putting on the Sunflower Livestock Showdown. For more information you can go to Beef Empire Days website or you can go to Sunflower Livestock Facebook page. We thanked all of the club members that brought snacks for the May-day basket. Justin Waggoner reminded everyone that you have attended 4 club meetings this year and have done a project talk, serve as an officer in your club, or participated in Club Days this year to be able to participate in this year's Finney County Fair Premium Auction. There were several project talks given this meeting Jimmy Lobmeyer gave one about his foods project, Rilynn White gave one about her goats named Milkshake and Pearl, Teddy Lobmeyer on his Pajamas, and Hudson Fryman on all on the different types of goats and where they originated from. The meeting was adjourned. The next meeting will be June 13, 2022 at the Finney County Fairgrounds. Madelyn Waggoner, Wide Awake Reporter



FINNEY FLYERS

The Finney Flyers met May 1 at the 4-H Building. Meeting was called to order by Kourtney at 4pm. Six members answered roll call; Addison, Madilyn, Travis, Kourtney, Kason, and Kynadee. Aleah and Hortons were excused. Minutes of the April meeting were read and approved. Members discussed painting a window for Beef Empire Days. After discussion they decided not to do it this year. Members did head, shoulders, knees and toes. They played rock, paper, scissors. Kason moved to adjourn the meeting. Motion was seconded and passed.